

**Chimera UCITS ICAV**  
**Annual Report & Audited Financial Statements**  
**For the financial year ended 31 December 2023**

---

**Chimera UCITS ICAV**  
**Annual Report & Audited Financial Statements**  
**For the financial year ended 31 December 2023**

---

**Contents**

	<b>Page</b>
Directors and Other Information	1
Directors' Report	2
Report from the Depositary to the Shareholders	6
Investment Manager's Report	7
Independent Auditor's Report	11
Statement of Financial Position	17
Statement of Comprehensive Income	19
Statement of Changes in Net Assets Attributable to Holders of Redeemable Participating Shares	20
Statement of Cash Flows	21
Notes to the Audited Financial Statements	22
Schedule of Investments	43
Statement of Portfolio Changes (Unaudited)	46
Appendix I: UCITS V Remuneration Policy (Unaudited)	50
Appendix II: Securities Financing Transactions Regulation ("SFTR") Disclosures (Unaudited)	51
Appendix III: Sustainable Finance Disclosure Regulation ("SFDR") Disclosures (Unaudited)	52

---

**Chimera UCITS ICAV**  
**Annual Report & Audited Financial Statements**  
**For the financial year ended 31 December 2023**

**Directors and Other Information**

**Directors of the ICAV**

Feargal Dempsey (Irish)<sup>1</sup>  
Seif Fikry (Egyptian)<sup>2</sup>  
Jason Loveless (British)<sup>2</sup>  
Syl O'Byrne (Irish)<sup>1</sup>  
Sherif Salem (Egyptian)<sup>2</sup>

**Manager**

FundRock Management Company S.A.  
33, rue de Gasperich  
L-5826 Hesperange  
Grand-Duchy of Luxembourg

**Investment Manager and Global Distributor\***

*Effective 21 September, 2023*

Lunate Capital Limited  
12th Floor, Al Maryah Tower  
Al Maryah Island  
Abu Dhabi  
United Arab Emirates

*Up to 20 September, 2023*

Chimera Capital Limited  
Unit No. 5 & 6, Floor 8  
Al Sarab Tower  
Abu Dhabi Global Market Square  
Al Maryah Island  
Abu Dhabi  
United Arab Emirates

**Depositary**

The Bank of New York Mellon SA/NV, Dublin Branch  
Riverside II  
Sir John Rogerson's Quay  
Grand Canal Dock  
Dublin 2  
Ireland

**Administrator, Registrar and Transfer Agent**

BNY Mellon Fund Services (Ireland)  
Designated Activity Company  
One Dockland Central  
Guild Street  
International Financial Services Centre  
Dublin 1  
Ireland

**Registered Office of the ICAV**

*Effective 10 March 2023*

Arthur Cox Building  
Ten Earlsfort Terrace  
Dublin 2  
D02 T380  
Ireland

*Up to 10 March 2023*

County Hall  
Dooradoyle Road, Limerick  
V94 WV78  
Ireland

**Secretary**

*Effective 10 March 2023*

Bradwell Limited  
Ten Earlsfort Terrace  
Dublin 2  
D02 T380  
Ireland

*Up to 10 March 2023*

FundRock Management Company S.A. (Ireland Branch)  
County Hall  
Dooradoyle Road, Limerick  
V94 WV78  
Ireland

**Independent Auditors**

Deloitte Ireland LLP  
Chartered Accountants & Statutory Auditors  
29 Earlsfort Terrace  
Dublin 2  
Ireland  
D02 AY28

**Irish Legal Advisers**

Arthur Cox  
Ten Earlsfort Terrace  
Dublin 2  
Ireland

<sup>1</sup> Independent and Non-executive Director.

<sup>2</sup> Non-executive Director.

\* Please refer to Note 20 of the financial statements.

---

**Chimera UCITS ICAV**  
**Annual Report & Audited Financial Statements**  
**For the financial year ended 31 December 2023**

**Directors' Report**

The Board of Directors (the "Directors") present their Annual Report together with the audited financial statements of the Chimera UCITS ICAV (the "ICAV") for the financial year ended 31 December 2023 (the "financial year").

**Statement of Directors' Responsibilities**

The Directors are responsible for preparing the Directors' Report and financial statements of Chimera UCITS ICAV, in accordance with applicable law and regulations.

The Irish Collective Asset-Management Vehicles Act 2015 and 2020 (the "ICAV Act") Section 116 requires the Directors to prepare financial statements for each financial year. Under that law they have elected to prepare the financial statements in accordance with International Financial Reporting Standards ("IFRS") as adopted by the European Union ("EU") and applicable law.

Under the ICAV Act the Directors must not approve the financial statements unless they are satisfied that they give a true and fair view of the assets, liabilities and financial position of the ICAV and of its changes in net assets attributable to holders of redeemable participating shares for that financial year. In preparing the financial statements, the Directors are required to:

- select suitable accounting policies and then apply them consistently;
- make judgements and estimates that are reasonable and prudent;
- state whether the financial statements have been prepared in accordance with IFRS and ensure that they contain the additional information required by the ICAV Act;
- assess the ICAV's ability to continue as a going concern, disclosing, as applicable, matters related to going concern; and
- prepare the financial statements on the going concern basis unless it is inappropriate to presume that the ICAV will continue in business.

The Directors confirm that they have complied with the above requirements in preparing the financial statements.

The Directors are also responsible for safeguarding the assets of the ICAV and hence for taking reasonable steps for the prevention and detection of fraud and other irregularities.

Under the European Communities (Undertakings for Collective Investment in Transferable Securities) Regulations, 2011, as amended (the "UCITS Regulations"), the Central Bank (Supervision and Enforcement Act 2013 (Section 48(1)) (Undertakings for Collective Investment in Transferable Securities) Regulations 2019 (the "Central Bank UCITS Regulations"), the Directors are required to entrust the assets of the ICAV to a depositary for safekeeping. In carrying out this duty, the Directors have delegated custody of the ICAV's assets to The Bank of New York Mellon SA/NV, Dublin Branch (the "Depositary"). They have general responsibility for taking such steps as are reasonably open to them to prevent and detect fraud and other irregularities. The Directors are also responsible for preparing a Directors' Report that complies with the requirements of the ICAV Act.

**Adequate Accounting Records**

The ICAV has appointed FundRock Management Company S.A. as its Manager (the "Manager") pursuant to the Management Agreement. Under the terms of the Management Agreement, the Manager has responsibility for the management and administration of the ICAV's affairs and the distribution of the shares, subject to the overall supervision and control of the Directors.

The Manager has delegated the administration and transfer agency functions to an administrator and has therefore appointed BNY Mellon Fund Services (Ireland) Designated Activity Company to act as administrator (the "Administrator"), registrar and transfer agent of the ICAV with responsibility for performing the day to day administration of the ICAV.

The Directors believe that they have complied with the requirements of Sections 109 to 113 of the ICAV Act, with regard to keeping adequate accounting records in respect of the ICAV by appointing the Administrator which has appropriate expertise, adequate resources and appropriate systems and procedures. The accounting records of the ICAV are kept by the Administrator at their registered office at: One Dockland Central, Guild Street, International Financial Services Centre, Dublin 1, D01 E4XO, Ireland.

---

**Chimera UCITS ICAV**  
**Annual Report & Audited Financial Statements**  
**For the financial year ended 31 December 2023**

**Directors' Report (continued)**

**Corporate Governance Statement**

The ICAV is subject to corporate governance practices imposed by:

- (i) The ICAV Act, which is available for inspection at the registered office of the ICAV, and may also be obtained at <http://www.irishstatutebook.ie>;
- (ii) The Instrument of Incorporation of the ICAV which is available for inspection at the registered office of the ICAV at Ten Earlsfort Terrace, Dublin 2, D02 T380, Ireland;
- (iii) The Central Bank of Ireland ("CBI") in their UCITS Regulations which can be obtained from the CBI website at [www.centralbank.ie](http://www.centralbank.ie) and are available for inspection at the registered office of the ICAV.

From the inception of the ICAV, the Directors voluntarily adopted and applied the Irish Funds' Corporate Governance Code (the "IF Code") for Irish domiciled collective investment schemes and management companies as published by the Irish Funds, the full text of which is available from the Irish Funds' website at [www.irishfunds.ie](http://www.irishfunds.ie). The ICAV has been fully compliant with the corporate governance practices during the financial year.

The ICAV is not subject to the amendments to general corporate law required by any European directives.

**Composition and Operation of the Board of Directors**

Unless otherwise determined by an ordinary resolution of the ICAV in general meeting and in accordance with Section 56 of the ICAV Act, the number of Directors may not be less than two or more than twelve. Currently the Board of Directors of the ICAV is composed of five Directors.

The business of the ICAV is managed by the Directors, who exercise all such powers of the ICAV which are not required by the ICAV Act or by the Instrument of Incorporation of the ICAV to be exercised by the ICAV in a general meeting. The Directors meet on a quarterly basis or more frequently, if required.

A Director may, and the Secretary of the ICAV on the requisition of a Director will, at any time summon a meeting of the Directors. Questions arising at any meeting of the Directors are determined by a majority of votes. In the case of an equality of votes, the Chairman has a second or casting vote. The quorum necessary for the transaction of business at a meeting of the Directors is two.

**Directors and Secretary**

The Directors that served at any time during the financial year are listed in the Directors and Other Information on page 1. Bradwell Limited were appointed as ICAV Secretary (the "Secretary"), effective 10 March 2023, replacing FundRock Management Company S.A.

**Directors' Remuneration**

The Board of Directors as a whole reviews Directors' remuneration. The Director's policy is that the remuneration of independent non-executive Directors should be fair and reasonable in relation to the time commitment and responsibilities of the Directors. The fees of the independent non-executive Directors are paid by the ICAV. The other Directors are not entitled to any fees.

**Directors' and Secretary's Interests in Shares and Contracts**

The Directors, Secretary and their families had no interest in the shares of the ICAV at 31 December 2023. Other than as disclosed in Note 10 to the Financial Statements, none of the Directors had a material interest in any contract or agreement of significance, as defined in the ICAV Act, during or at the end of the financial year in relation to the business of the ICAV.

**Employees**

The governance framework of the ICAV reflects the fact that it has no employees or subsidiary companies and outsources investment management, distribution and administration.

---

**Chimera UCITS ICAV**  
**Annual Report & Audited Financial Statements**  
**For the financial year ended 31 December 2023**

**Directors' Report (continued)**

**Transactions with Connected Persons**

Regulation 43 of the Central Bank UCITS Regulations "Restrictions of transactions with connected persons" states that "A responsible person shall ensure that any transaction between a UCITS and a connected person is conducted a) at arm's length; and b) in the best interest of the shareholders of the UCITS".

As required under the Central Bank UCITS Regulation 81 (4), the Manager, as responsible person, has confirmed to the Board of Directors of the ICAV that it is satisfied that there are arrangements in place, evidenced by written procedures, to ensure that obligations set out in Regulation 43(1) are applied to all transactions with connected persons; and all transactions with connected persons that were entered into during the financial year to which the report relates, complied with the obligations that are prescribed by Regulation 43(1).

**Principal Activities, Review of the Business and Future Developments**

The ICAV is an open-ended Irish collective asset-management vehicle with segregated liability between Sub-Funds established under the laws of Ireland pursuant to the ICAV Act, the UCITS Regulations and the Central Bank UCITS Regulations. It was incorporated on 21 January 2019.

Each Sub-Fund may comprise one or more classes of shares in the ICAV. The Directors may, from time to time, upon the prior approval of the CBI, establish further Sub-Funds by the issue of one or more separate classes of shares on such terms as the Directors may resolve.

As at 31 December 2023, the ICAV consisted of two Sub-Funds - Chimera S&P UAE UCITS ETF (the "Sub-Fund") and Chimera S&P Pakistan UCITS ETF (the "Sub-Fund"). The Sub-Funds were launched on 23 February 2021 and 17 August 2023 respectively.

The Sub-Funds seek to provide investors with a total return, taking into account capital and income returns, which reflects the returns of equity indices called the S&P UAE BMI Liquid 20/35 Capped Index (the "Index") and the S&P Pakistan BMI Liquid 35/20 Capped Index (the "Index") respectively.

The Investment Manager's Report from pages 7 to 10 contains a review of the factors which contributed to the performance for the financial year ended 31 December 2023.

**Principal Risks and Uncertainties**

The main risks arising from the ICAV's financial instruments are Investment strategy, Pricing and Valuation Risk, Counterparty Credit & Settlement Risk, Foreign Currency Risk, Credit Risk with respect to Cash, Interest Rate Risk, Liquidity Risk, Global Exposure and Fair Value which are outlined in Note 3 to these financial statements. Risk information is outlined in the Prospectus.

The maintenance and integrity of the financial statements published on the Chimera website are the Directors' responsibility.

**Going Concern**

The ICAV and Sub-Funds will continue in business and the financial statements have been prepared on a going concern basis.

**Relevant Audit Information**

So far as the Directors are aware, there is no relevant audit information of which the ICAV's auditors are unaware and the Directors have taken all the steps that should have been taken as Directors in order to make themselves aware of any relevant audit information and to establish that the ICAV's auditors are aware of that information.

---

**Chimera UCITS ICAV**  
**Annual Report & Audited Financial Statements**  
**For the financial year ended 31 December 2023**

**Directors' Report (continued)**

**Results and Dividends**

The results for the financial year are set out in the Statement of Comprehensive Income. The Directors are empowered by the Instrument of Incorporation to declare and pay dividends, in respect of Shares in any Distributing Share Class out of net income (including dividend and interest income) and/or capital. Dividends paid out of capital are designed to a return or withdrawal of part of a Shareholder's original investment or from any capital gains attributable to that original investment. It is not the current intention of the Directors to declare dividends in respect of the Sub-Funds.

**Independent Auditors**

Deloitte Ireland LLP, Chartered Accountants and Statutory Audit Firm, have indicated their willingness to continue as auditors in accordance with the ICAV Act 2015.

**On behalf of the Board of Directors:**



Director: \_\_\_\_\_  
Feargal Dempsey



Director: \_\_\_\_\_  
Syl O'Byrne

**Date: 19 April 2024**

**Chimera UCITS ICAV**  
**Annual Report & Audited Financial Statements**  
**For the financial year ended 31 December 2023**

**Report from the Depositary to the Shareholders**

For the financial period from 1 January 2023 to 31 December 2023 (the “**Period**”). The Bank of New York Mellon SA/NV, Dublin Branch (the “**Depositary**” “**us**”, “**we**”, or “**our**”), has enquired into the conduct of Chimera UCITS ICAV (the “**ICAV**”) for the Period, in its capacity as depositary to the ICAV. This report including the opinion has been prepared for and solely for the Shareholders in the ICAV, in accordance with our role as depositary to the ICAV and for no other purpose. We do not, in giving this opinion, accept or assume responsibility for any other purpose or to any other person to whom this report is shown.

**Responsibilities of the Depositary**

Our duties and responsibilities are outlined in Regulation 34 of the European Communities (Undertakings for Collective Investment in Transferable Securities) Regulations 2011 (S.I. No 352 of 2011), as amended (the “**Regulations**”).

Our report shall state whether, in our opinion, the ICAV has been managed in that period in accordance with the provisions of the ICAV's constitutional documents and the Regulations. It is the overall responsibility of the ICAV to comply with these provisions. If the ICAV has not been so managed, we as depositary must state in what respects it has not been so managed and the steps which we have taken in respect thereof.

**Basis of Depositary Opinion**

The Depositary conducts such reviews as it, in its reasonable opinion, considers necessary in order to comply with its duties and to ensure that, in all material respects, the ICAV has been managed (i) in accordance with the limitations imposed on its investment and borrowing powers by the provisions of its constitutional documentation and the appropriate regulations and (ii) otherwise in accordance with the ICAV's constitutional documentation and the appropriate regulations.

**Opinion**

In our opinion, the ICAV has been managed during the Period, in all material respects:

(i) in accordance with the limitations imposed on the investment and borrowing powers of the ICAV by the constitutional documentation and by the Regulations; and

(ii) otherwise in accordance with the provisions of the constitutional documentation and the Regulations.



For and on behalf of The Bank of New York Mellon SA/NV, Dublin Branch  
Riverside II,  
Sir John Rogerson's Quay,  
Grand Canal Dock,  
Dublin 2

Date: 19 April 2024

Registered in Ireland No. 907126, VAT No. IE9578054E

The Bank of New York Mellon SA/NV, trading as The Bank of New York Mellon SA/NV, Dublin Branch is authorised by the National Bank of Belgium regulated by the Central Bank of Ireland for conduct of business rules.

The Bank of New York Mellon SA/NV, 46 Rue Montoyerstraat, B-1000 Brussels, Belgium - Tel. (32) 2 545 81 11, V.A.T. BE 0806.743.159 - RPM-RPR Brussels Company No. 0806.743.159. The Bank of New York Mellon SA/NV is a Belgian limited liability company, authorized and regulated as a significant credit institution by the European Central Bank and the National Bank of Belgium under the Single Supervisory Mechanism and by the Belgian Financial Services and Markets Authority.



**Chimera UCITS ICAV**  
**Annual Report & Audited Financial Statements**  
**For the financial year ended 31 December 2023**

**Investment Manager’s Report**

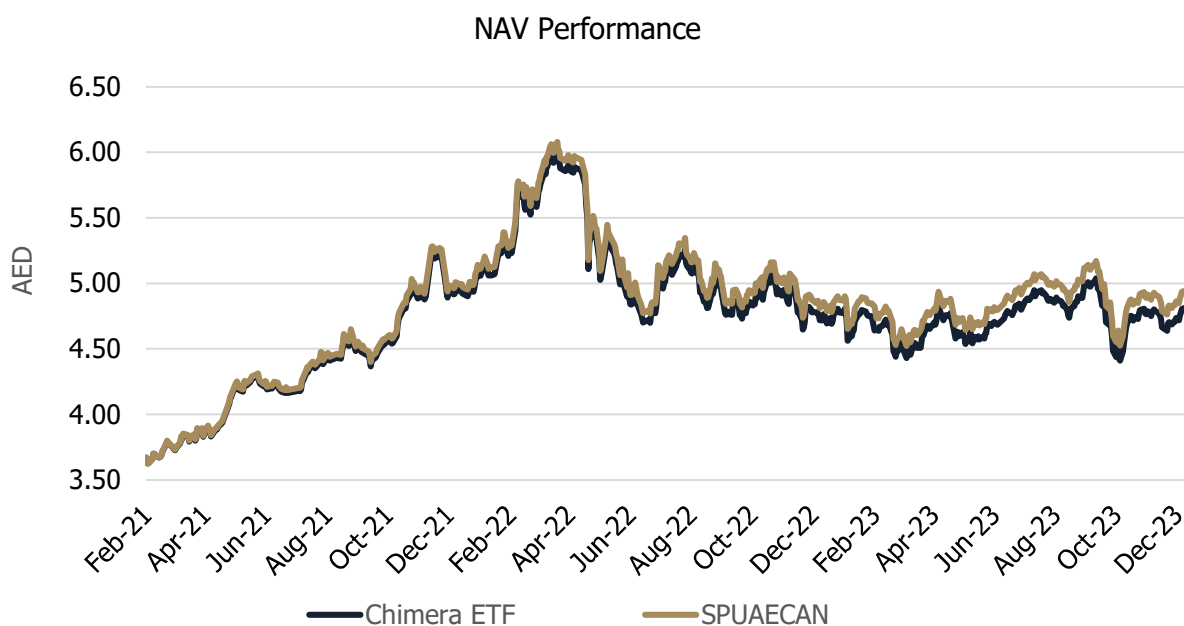
The Chimera UCITS ICAV Fund ended 2023 with assets under management of AED 130.5 million. As of the end of December, there are two sub-funds under the Chimera UCITS ICAV Fund; the Chimera S&P UAE UCITS ETF (“the First Sub-Fund”) was launched in February 2021, and the Chimera S&P Pakistan UCITS ETF (“the Second Sub-Fund”) was launched in August 2023.

**Chimera S&P UAE UCITS ETF (“the First Sub-Fund”)**

The Chimera S&P UAE UCITS ETF has two share classes launched on 23 February 2021, an accumulating share class listed on the Dubai Financial Market (DFM) and an income share class listed on the Abu Dhabi Securities Exchange (ADX). The dividends received by the fund’s income share class are intended to be distributed semi-annually when available. As of 31 December 2023, the DFM-listed Share Class A (Bloomberg code: CHAE) had a NAV of AED 4.813, and the ADX-listed Share Class D (Bloomberg code: CHAEIN) had a NAV of AED 4.405.

The total return for the ETF for 2023 was 2.0% versus the S&P UAE BMI Liquid 20/35 Capped Index’s (the “Index”) return of 3.0%. Since inception, the fund’s total return is 31.1% versus the index’s 35.0% return.

During the fourth quarter of 2023, a dividend of AED 0.0713 was announced for the ADX-listed Share Class D, meaning that total dividends for 2023 are AED 0.1304, and translating into a dividend yield of 3.0% based on the end of December NAV. The ex-dividend date was 14 December 2023, and the payment date is 10 January 2024.



\* The Fund and Index data specified in the graph are calculated since inception of the Fund

**Tracking Difference & Tracking Error**

The tracking difference for the Fund in 2023 was -0.9%, of which 0.9% is management fees, while the net tracking difference was -0.03%.

	<b>2021</b>	<b>2022</b>	<b>2023</b>	<b>ITD</b>
<b>ETF Return</b>	35.1%	-4.8%	2.0%	31.1%
<b>Index Return</b>	36.4%	-3.9%	2.9%	35.0%

**Chimera UCITS ICAV**  
**Annual Report & Audited Financial Statements**  
**For the financial year ended 31 December 2023**

**Investment Manager's Report (continued)**

<b>TRACKING DIFF (BPS)</b>	<b>-133.1</b>	<b>-90.4</b>	<b>-97.7</b>	<b>-383.0</b>
<b>Total Expense Ratio (bps)</b>	88.6	71.4	95.0	280
<b>Tracking Diff Net (bps)</b>	-44.5	-18.9	-2.7	-102.9
<b>Annualized Tracking Error (bps)</b>	36.9	31.7	34.0	33.0

*As stated under the Investment Policy of the Chimera S&P UAE UCITS ETF Supplement, it is expected, but not guaranteed that, the level of annual Tracking Difference (net of fees) shall not exceed 2% and the level of annualized Tracking Error shall not exceed 1%, in normal market conditions.*

### **Assets Under Management**

The Assets Under Management (AUM) of the Chimera S&P UAE UCITS ETF Fund as of 31 December 2023 was AED 125.7 million. The AUM of Share Class D – Distributing (CHAEIN), listed on the Abu Dhabi Securities Exchange (ADX) were AED 123.3 million, while the AUM of Share Class – A – Accumulating (CHAE), listed on the Dubai Financial Market (DFM) were AED 2.4 million as of 31 December 2023.

During the year, the ADX-listed share class (CHAEIN) witnessed primary activity worth AED 4.6 million, in the form of redemptions. In the secondary market, the ETF traded AED 5.6 million. Meanwhile, the DFM-listed share class (CHAE) traded a total of AED 0.3 million in the secondary market.

The four quarterly re-balances of the S&P UAE BMI Liquid 20/35 Capped Index during the year, resulted in the replacement of thirteen stocks. Among notable additions were ADNOC Gas, ADNOC Logistics and Services PLC, and Americana Restaurants International. On the other hand, there were also notable exclusions, such as Salik Company PJSC, Emirates Central Cooling Systems Co, and Dana Gas.

### **Market Commentary**

The DFM had a stellar 2023, gaining 27.8% over 2022. In contrast, the FTSE ADX General Index lagged, declining 4.3% over the same period.

Third-quarter corporate earnings for Dubai-listed companies increased by 35.8% year on year (“y-o-y”) to reach AED 21.3bn compared to AED 15.8bn over the same period in 2022. Meanwhile, corporate earnings in Abu Dhabi declined 27.0% y-o-y to reach AED 27.9bn for the third quarter of 2023 compared to AED 38.2bn registered over the same period in 2022. In 2023, the real estate sector was the leading contributor to the gains recorded by the S&P UAE BMI Liquid 20/35 Capped Index, posting a remarkable return of 38.0%. Within this sector, standout performers included Emaar Development PJSC and Emaar Properties PJSC, which saw impressive gains of 77.5% and 40.9%, respectively. Aldar Properties PJSC, another prominent name based in Abu Dhabi, also experienced notable growth with a 25.0% increase. However, the performance of the index was tempered by the underperformance of its two heavily weighted stocks. Emirates Telecommunications Group Co PJSC, the index’s largest weighted stock, experienced an 11.0% decline, while First Abu Dhabi Bank PJSC, the second largest weighted stock in the index, saw a decrease of 15.4% during the year.

During the year, there were six new listings on the ADX and two on the DFM. The six IPOs listed on the ADX raised a combined total of AED 20.2bn. ADNOC Gas Plc, the largest-ever listing on the ADX raised AED 9.2bn. Meanwhile, the two listings on the DFM raised a total of AED 2.0bn.

**Chimera UCITS ICAV**  
**Annual Report & Audited Financial Statements**  
**For the financial year ended 31 December 2023**

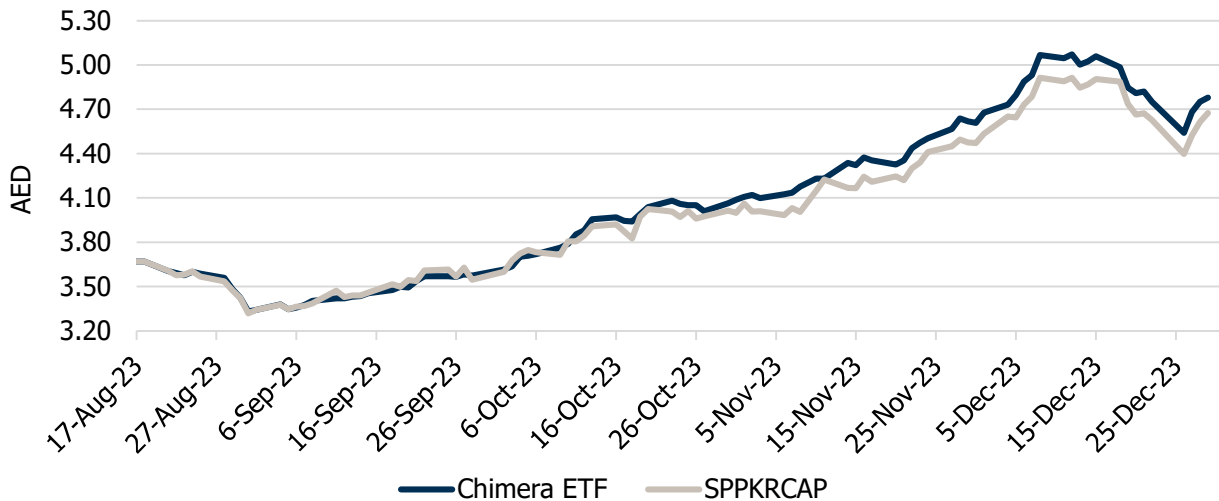
**Investment Manager’s Report (continued)**

**Chimera S&P Pakistan UCITS ETF (“the Second Sub-Fund”)**

The Chimera S&P Pakistan UCITS ETF was launched on 17 August 2023 at a NAV of AED 3.67 (PKR 296.0) and listed on ADX on 18 August 2023. The fund replicates the S&P Pakistan BMI Liquid 20/35 Capped Index (Bloomberg code: SPPKRCAP), which tracks the performance of the 15 biggest and most liquid stocks listed on the Pakistan Stock Exchange. The fund has one share class – Share Class D Income (Bloomberg code: CHPKIN) – and dividends received by the fund are intended to be distributed semi-annually when available.

The ETF ended 2023 with a NAV of AED 4.766 (PKR 366.5). The total return for the Fund from inception to the end of December was 29.4% in AED terms (the trading currency) versus the S&P Pakistan BMI Liquid 20/35 Capped Index’s (the “Index”) total return of 32.8% in AED terms.

**NAV Performance**



*\* The Fund and Index data specified in the graph are calculated since inception of the Fund*

**Tracking Difference & Tracking Error**

From inception in August 2023 to the end of December, CHPKIN had a total return of 23.8% in PKR (the base currency), while the index returned 24.9% over the same period resulting in a tracking difference of 1.1%. Net of the ETF’s total expense ratio, the net tracking difference was 73.4 bps. The primary cause of this variance is attributable to the extended time frame for the fund to receive the cash dividends from the constituents’ companies. It takes approximately two weeks for the dividend proceeds to be credited to ETF’s account and given the yield for some companies can be as high as 15%, this has resulted in the fund holding as much as 2% in cash. For the same period, the annualized Tracking Error was 0.36%.

---

**Chimera UCITS ICAV**  
**Annual Report & Audited Financial Statements**  
**For the financial year ended 31 December 2023**

**Investment Manager's Report (continued)**

	<b>2023*</b>	
	In AED	In PKR
<b>Fund Return</b>	29.4%	23.8%
<b>Index Return</b>	32.8%	24.9%
<b>Tracking Difference (bps)</b>	-341.2	-110.0
<b>Total Expense Ratio (bps)</b>	36.6	36.6
<b>Tracking Difference Net (bps)</b>	-304.6	-73.4
<b>Annualized Tracking Error (bps)</b>	36.0	

*\*Since inception on August 17<sup>th</sup>, 2023*

*As stated under the Investment Policy of the Chimera S&P Pakistan UCITS ETF Supplement, it is expected, but not guaranteed that, the level of annual Tracking Difference (net of fees) shall not exceed 2% and the level of annualized Tracking Error shall not exceed 1%, in normal market conditions.*

### **Assets Under Management**

The Assets Under Management of the Chimera S&P Pakistan UCITS ETF Fund as of 31<sup>st</sup> December 2023 was AED 4.8 million. From inception until 31<sup>st</sup> December 2023, there was primary market trading of AED 3.7 million, and in the secondary market, the ETF traded AED 134.0 thousand.

The two quarterly re-balances of the S&P Pakistan BMI Liquid 20/35 Capped Index during September and December resulted in MCB Bank Ltd replacing Fauji Fertilizer Co during the September rebalance.

### **Market Commentary**

In the fiscal year 2023, Pakistan grappled with significant economic challenges, as highlighted by the World Bank and the International Monetary Fund (IMF). Despite the robust growth of 6.1% in FY22 and 5.8% in FY21, the nation experienced a decline of 0.5% in real GDP in FY23. Moreover, a noteworthy surge in average headline inflation was observed in FY23, escalating to a multi-decade high of 29.2% year-on-year, compared to the 12.2% recorded in FY22. This inflationary spike was driven by a combination of factors, including currency depreciation, the reduction of domestic fuel and electricity subsidies, and disruptions in the supply chain.

Despite these economic challenges, the Pakistan Stock Exchange's main benchmark, the KSE 100 Index, delivered a remarkable positive return of 24.4% in AED terms in 2023, reaching an all-time high in December 2023. This positive performance was fueled by the optimistic sentiment surrounding the staff-level agreement between the International Monetary Fund (IMF) and Pakistani authorities on the first review under Pakistan's Stand-By Arrangement (SBA). This agreement, subject to approval by the IMF's Executive Board, is expected to provide Pakistan access to USD 700 million, further bolstering investor confidence and contributing to the positive trajectory of the stock market.

Utilities companies emerged as the top performers within the S&P Pakistan BMI Liquid 20/35 Capped Index in 2023, gaining of 118.6% in AED terms. This impressive performance can be attributed to the utilities sector's recognized role as a form of inflationary hedge. The financials sector secured the second position, delivering positive returns of 92.3% in AED terms. On the flip side, the industrials and information technology sectors faced challenges, emerging as the worst-performing sectors with negative returns of 32.5% and 10.7%, respectively.

## INDEPENDENT AUDITOR'S REPORT TO THE MEMBERS OF CHIMERA UCITS ICAV

### Report on the audit of the financial statements

#### Opinion on the financial statements of Chimera UCITS ICAV ('ICAV')

In our opinion the financial statements:

- give a true and fair view of the assets, liabilities and financial position of the ICAV as at 31 December 2023 and of the results for the financial year then ended; and
- have been properly prepared in accordance with the relevant financial reporting framework and the Applicable Regulations.

The financial statements we have audited comprise:

- the Statement of Financial Position;
- the Statement of Comprehensive Income;
- the Statement of Changes in Net Assets attributable to Holders of Redeemable Participating Shares;
- the Statement of Cash Flows; and
- the related notes 1 to 24, including material accounting policy information as set out in note 2.

The relevant financial reporting framework that has been applied in the preparation of the financial statements is the Irish Collective Asset-Management Vehicles Acts 2015-2020 ("the ICAV Act") and International Financial Reporting Standards (IFRS) as adopted by the European Union ("the relevant financial reporting framework").

The applicable regulations that have been applied in their preparation is the European Communities (Undertakings for Collective Investment in Transferable Securities) Regulations 2011, (as amended) and the Central Bank (Supervision and Enforcement) Act 2013 (Section 48(1)) (Undertakings for Collective Investment in Transferable Securities) Regulations 2019 (the "Applicable Regulations").

#### Basis for opinion

We conducted our audit in accordance with International Standards on Auditing (Ireland) (ISAs (Ireland)) and applicable law. Our responsibilities under those standards are described below in the "Auditor's responsibilities for the audit of the financial statements" section of our report.

We are independent of the ICAV in accordance with the ethical requirements that are relevant to our audit of the financial statements in Ireland, including the Ethical Standard issued by the Irish Auditing and Accounting Supervisory Authority (IAASA), as applied to listed entities, and we have fulfilled our other ethical responsibilities in accordance with these requirements.

We believe that the audit evidence we have obtained is sufficient and appropriate to provide a basis for our opinion.

#### Summary of our approach

Key audit matters	The key audit matters that we identified in the current financial year were: <ul style="list-style-type: none"><li>• Valuation of financial assets at fair value through profit or loss</li><li>• Existence of financial assets at fair value through profit or loss</li></ul>
Materiality	The materiality that we used in the current year was 1% of Average Net Assets for each Fund.
Scoping	We focused our audit scope, and the extent of our testing, based on our assessment of the risks of material misstatement and of the materiality determined.
Significant changes in our approach	There are no significant changes in our approach.

Continued on next page/

/Continued from previous page

## INDEPENDENT AUDITOR'S REPORT TO THE MEMBERS OF CHIMERA UCITS ICAV

### Conclusions relating to going concern

In auditing the financial statements, we have concluded that the directors' use of the going concern basis of accounting in the preparation of the financial statements is appropriate.

Our evaluation of the directors' assessment of the ICAV's ability to continue to adopt the going concern basis of accounting included:

- As part of our risk assessment procedures, we obtained an understanding of the relevant controls in place regarding going concern.
- Challenged the reasonableness of the key assumptions applied by the directors in their assessment.
- Held discussions with management on the directors' going concern assessment, the future plans for the ICAV and the feasibility of those plans.
- Reviewed all board meeting minutes during the financial year up to the date of approval of the financial statements, for evidence of any discussions and/or decisions that could impact the ICAV ability to continue as a going concern.
- Reviewed the capital activity and NAV movements, subsequent to the financial year end.
- Assessed the adequacy of the relevant going concern disclosures made in the financial statements

Based on the work we have performed, we have not identified any material uncertainties relating to events or conditions that, individually or collectively, may cast significant doubt on the ICAV's ability to continue as a going concern for a period of at least twelve months from when the financial statements are authorised for issue.

Our responsibilities and the responsibilities of the directors with respect to going concern are described in the relevant sections of this report.

### Key audit matters

Key audit matters are those matters that, in our professional judgment, were of most significance in our audit of the financial statements of the current financial year and include the most significant assessed risks of material misstatement (whether or not due to fraud) we identified, including those which had the greatest effect on: the overall audit strategy, the allocation of resources in the audit; and directing the efforts of the engagement team.

These matters were addressed in the context of our audit of the financial statements as a whole, and in forming our opinion thereon, and we do not provide a separate opinion on these matters.

#### Valuation of financial assets at fair value through profit or loss

##### Key audit matter description



For the financial year ended, the financial assets at fair value through profit or loss of Chimera S&P UAE UCITS ETF is AED 125,540,893 representing 99% of total net assets of AED 125,749,452.  
For the financial year ended, the financial assets at fair value through profit or loss of Chimera S&P Pakistan UCITS ETF is PKR 364,655,675 representing 99% of total net assets of PKR 366,562,034.

The valuation of financial assets at fair value through profit or loss is considered a key audit matter as it represents a significant balance on the Statement of Financial Position. This is also the main driver of the ICAV's performance and has been identified as the most significant risk of material misstatement.

There is a risk that investments traded on an exchange or a secondary market may not be valued correctly in accordance with IFRS 13.  
Refer to note 3 in the financial statements.

Continued on next page/

/Continued from previous page

## INDEPENDENT AUDITOR'S REPORT TO THE MEMBERS OF CHIMERA UCITS ICAV

**How the scope of our audit responded to the key audit matter**



We have performed the following procedures to address the key audit matter:

- We obtained BNY Mellon Fund Services (Ireland)'s SOC 1 Report in order to gain an understanding and evaluate the design, implementation and operating effectiveness of key controls over the valuation process for financial assets at fair value through profit or loss; and
- We independently valued equities by using independent market feeds. We compared the prices published by independent pricing sources to the investment portfolio.

### Existence of financial assets at fair value through profit or loss

**Key audit description**



**matter**

For the financial year ended, the financial assets at fair value through profit or loss of Chimera S&P UAE UCITS ETF is AED 125,540,893 representing 99% of total net assets of AED 125,749,452.  
For the financial year ended, the financial assets at fair value through profit or loss of Chimera S&P Pakistan UCITS ETF is PKR 364,655,675 representing 99% of total net assets of PKR 366,562,034.

The existence of financial assets at fair value through profit or loss is considered a key audit matter as it represents a significant balance on the Statement of Financial Position. This is also the main driver of the ICAV's performance and therefore the existence of the investments is a key audit matter.

The existence and recognition of the ICAV's investments is crucial to ensuring the financial statements are free from material misstatement. There is a risk that the investments may not exist at financial year end.

Refer to note 3 in the financial statements.

**How the scope of our audit responded to the key audit matter**



We have performed the following procedures to address the key audit matter:

- We obtained the BNY Mellon Fund Services (Ireland)'s SOC 1 Report in order to gain an understanding and evaluate the design, implementation and operating effectiveness of key controls over the reconciliation process for financial assets at fair value through profit or loss; and
- We obtained independent confirmations from the depository at the financial year end and agreed the amounts held to the investment portfolio.

/Continued from previous page

## INDEPENDENT AUDITOR'S REPORT TO THE MEMBERS OF CHIMERA UCITS ICAV

Our audit procedures relating to these matters were designed in the context of our audit of the financial statements as a whole, and not to express an opinion on individual accounts or disclosures. Our opinion on the financial statements is not modified with respect to any of the risks described above, and we do not express an opinion on these individual matters.

### Our application of materiality

We define materiality as the magnitude of misstatement in the financial statements that makes it probable that the economic decisions of a reasonably knowledgeable person would be changed or influenced. We use materiality both in planning the scope of our audit work and in evaluating the results of our work.

Based on our professional judgement, we determined materiality for the financial statements as a whole as follows:

<b>Materiality</b>	AED 1,287,85 (2022: AED 1,701,893) for Chimera S&P UAE UCITS ETF PKR 3,148,167 for Chimera S&P Pakistan UCITS ETF
<b>Basis for determining materiality</b>	1% of Average Net Assets.
<b>Rationale for the benchmark applied</b>	We have considered the Average Net Assets to be the critical component for determining materiality because the main objective of the ICAV is to provide investors with a total return and this would be the most important measure for the users of the financial statements.

We set performance materiality at a level lower than materiality to reduce the probability that, in aggregate, uncorrected and undetected misstatements exceed the materiality for the financial statements as a whole. Performance materiality was set at 50% of materiality for the 2023 audit (2022: 50%). In determining performance materiality, we considered the following factors:

- Our understanding of the ICAV;
- The quality of the ICAV's internal control environment and whether we are able to rely on controls;
- The nature and extent of misstatements identified in previous audits; and
- Expectations in relation to misstatements in the current period.

We agreed with the Board of Directors that we would report to them all audit differences in excess of 5% of materiality, as well as differences below that threshold that, in our view, warranted reporting on qualitative grounds.

We also report to the Board of Directors on disclosure matters that we identified when assessing the overall presentation of the financial statements.

### An overview of the scope of our audit

Our audit is a risk-based approach taking into account the structure of the ICAV, types of investments, the involvement of the third party service providers, the accounting processes and controls in place and the industry in which the ICAV operates. The ICAV is incorporated as an Irish collective asset management vehicle with variable capital and authorised by the Central Bank of Ireland (the "CBI") as an Undertaking for Collective Investment in Transferable Securities ("UCITS") under the Applicable Regulations. We have conducted our audit based on the books and records maintained by the administrator BNY Mellon Fund Services (Ireland) at One Dockland Central, Guild Street, IFSC, Dublin 1, Ireland.

Continued on next page/



*/Continued from previous page*

## INDEPENDENT AUDITOR'S REPORT TO THE MEMBERS OF CHIMERA UCITS ICAV

### Other information

---

The other information comprises the information included in the Annual Report and Audited Financial Statements, other than the financial statements and our auditor's report thereon. The directors are responsible for the other information contained within the Annual Report and Audited Financial Statements.

Our opinion on the financial statements does not cover the other information and, except to the extent otherwise explicitly stated in our report, we do not express any form of assurance conclusion thereon.

Our responsibility is to read the other information and, in doing so, consider whether the other information is materially inconsistent with the financial statements or our knowledge obtained in the audit or otherwise appears to be materially misstated. If we identify such material inconsistencies or apparent material misstatements, we are required to determine whether there is a material misstatement in the financial statements or a material misstatement of the other information. If, based on the work we have performed, we conclude that there is a material misstatement of this other information, we are required to report that fact.

We have nothing to report in this regard.

### Responsibilities of directors

---

As explained more fully in the Statement of Directors' Responsibilities, the directors are responsible for the preparation of the financial statements and for being satisfied that they give a true and fair view and otherwise comply with the ICAV Act, and for such internal control as the directors determine is necessary to enable the preparation of financial statements that are free from material misstatement, whether due to fraud or error.

In preparing the financial statements, the directors are responsible for assessing the ICAV's ability to continue as a going concern, disclosing, as applicable, matters related to going concern and using the going concern basis of accounting unless the directors either intend to liquidate the ICAV or to cease operations, or have no realistic alternative but to do so.

### Auditor's responsibilities for the audit of the financial statements

---

Our objectives are to obtain reasonable assurance about whether the financial statements as a whole are free from material misstatement, whether due to fraud or error, and to issue an auditor's report that includes our opinion. Reasonable assurance is a high level of assurance, but is not a guarantee that an audit conducted in accordance with ISAs (Ireland) will always detect a material misstatement when it exists. Misstatements can arise from fraud or error and are considered material if, individually or in the aggregate, they could reasonably be expected to influence the economic decisions of users taken on the basis of these financial statements.

A further description of our responsibilities for the audit of the financial statements is located on IAASA's website at: <https://iaasa.ie/publications/description-of-the-auditors-responsibilities-for-the-audit-of-the-financial-statements>. This description forms part of our auditor's report.

### Extent to which the audit was considered capable of detecting irregularities, including fraud

---

Irregularities, including fraud, are instances of non-compliance with laws and regulations. We design procedures in line with our responsibilities, outlined above, to detect material misstatements in respect of irregularities, including fraud. The extent to which our procedures are capable of detecting irregularities, including fraud is detailed below.

#### Identifying and assessing potential risks related to irregularities

In identifying and assessing risks of material misstatement in respect of irregularities, including fraud and non-compliance with laws and regulations, we considered the following:

- the nature of the industry and sector, control environment and business performance;
- results of our enquiries of management and the Board of Directors about their own identification and assessment of the risks of irregularities;

*Continued on next page/*

*/Continued from previous page*

## INDEPENDENT AUDITOR'S REPORT TO THE MEMBERS OF CHIMERA UCITS ICAV

- any matters we identified having obtained and reviewed the ICAV's documentation of their policies and procedures relating to:
  - identifying, evaluating and complying with laws and regulations and whether they were aware of any instances of non-compliance;
  - detecting and responding to the risks of fraud and whether they have knowledge of any actual, suspected or alleged fraud;
  - the internal controls established to mitigate risks of fraud or non-compliance with laws and regulations; and
- the matters discussed among the audit engagement team regarding how and where fraud might occur in the financial statements and any potential indicators of fraud.

As a result of these procedures, we considered the opportunities and incentives that may exist within the organisation for fraud and identified the greatest potential for fraud in the following areas:

- Valuation of financial assets at fair value through profit or loss;
- Risk of fraud in revenue recognition relating to the unrealised movement in fair value of financial assets at fair value through profit or loss.

In common with all audits under ISAs (Ireland), we are also required to perform specific procedures to respond to the risk of management override.

We also obtained an understanding of the legal and regulatory framework that the ICAV operates in, focusing on provisions of those laws and regulations that had a direct effect on the determination of material amounts and disclosures in the financial statements. The key laws and regulations we considered in this context included the ICAV Act and the Applicable Regulations.

In addition, we considered provisions of other laws and regulations that do not have a direct effect on the financial statements but compliance with which may be fundamental to the ICAV's ability to operate or to avoid a material penalty. These included matters regulated by the Central Bank of Ireland.

### **Audit response to risks identified**

As a result of performing the above, we identified valuation of financial assets at fair value through profit or loss as a key audit matter related to the potential risk of fraud. The key audit matters section of our report explains the matter in more detail and also describes the specific procedures we performed in response to that key audit matter.

/Continued from previous page

## INDEPENDENT AUDITOR'S REPORT TO THE MEMBERS OF CHIMERA UCITS ICAV

In addition to the above, our procedures to respond to risks identified included the following:

- reviewing the financial statement disclosures and testing to supporting documentation to assess compliance with provisions of relevant laws and regulations described as having a direct effect on the financial statements;
- enquiring of management and the Board of Directors concerning actual and potential litigation and claims;
- performing analytical procedures to identify any unusual or unexpected relationships that may indicate risks of material misstatement due to fraud;
- reading minutes of meetings of those charged with governance and reviewing correspondence with the Central Bank of Ireland;
- in addressing the risk of fraud in revenue recognition, following completion of the procedures to address the key audit matter that financial assets at fair value through profit or loss may not be valued correctly, we recalculated the unrealised fair value movement on financial assets at fair value through profit or loss by performing a reconciliation and assessing the movement of the fair value of the financial assets at the Statement of Financial Position date from the previous financial year to the current financial year in order to determine the accuracy of the value recognised in the Statement of Comprehensive Income; and
- in addressing the risk of fraud through management override of controls, testing the appropriateness of journal entries and other adjustments; assessing whether the judgements made in making accounting estimates are indicative of a potential bias; and evaluating the business rationale of any significant transactions that are unusual or outside the normal course of business.

We also communicated relevant identified laws and regulations and potential fraud risks to all engagement team members, and remained alert to any indications of fraud or non-compliance with laws and regulations throughout the audit.

### Report on other legal and regulatory requirements

### Opinion on other matters prescribed by the ICAV Act

---

Based solely on the work undertaken in the course of the audit, we report that:

- We have obtained all the information and explanations which we consider necessary for the purposes of our audit.
- In our opinion the accounting records of the ICAV were sufficient to permit the financial statements to be readily and properly audited.
- The financial statements are in agreement with the accounting records.
- In our opinion the information given in the directors' report is consistent with the financial statements and the directors' report has been prepared in accordance with the ICAV Act.

### Matters on which we are required to report by exception

---

Based on the knowledge and understanding of the ICAV and its environment obtained in the course of the audit, we have not identified material misstatements in the directors' report.

We have nothing to report in respect of the provisions in the ICAV Act which require us to report to you if, in our opinion, the disclosures of directors' remuneration and transactions specified by law are not made.

### Use of our report

---

This report is made solely to the ICAV's members, as a body, in accordance with Section 120(1) (b) of the ICAV Act. Our audit work has been undertaken so that we might state to the ICAV's members those matters we are required to state to them in an auditor's report and for no other purpose. To the fullest extent permitted by law, we do not accept or assume responsibility to anyone other than the ICAV and the ICAV's members as a body, for our audit work, for this report, or for the opinions we have formed.



Deborah Hunter

For and on behalf of Deloitte Ireland LLP

Chartered Accountants and Statutory Audit Firm

Deloitte & Touche House, 29 Earlsfort Terrace, Dublin 2


**Chimera UCITS ICAV**  
**Annual Report & Audited Financial Statements**  
**For the financial year ended 31 December 2023**


**Statement of Financial Position**

		Chimera S&P UAE UCITS ETF	Chimera S&P UAE UCITS ETF	Chimera S&P Pakistan UCITS ETF*
		As at 31 December 2023 AED	As at 31 December 2022 AED	As at 31 December 2023 PKR
	Notes			
<b>Assets</b>				
Cash and cash equivalents	2(m),6	2,520,779	3,091,743	2,747,144
Financial assets at fair value through profit or loss:				
Transferable securities	2(b),3(i)	125,540,893	130,827,727	364,655,675
<b>Total assets</b>		<b>128,061,672</b>	<b>133,919,470</b>	<b>367,402,819</b>
<b>Liabilities</b>				
Accrued Management fees		(315,820)	(342,448)	(840,785)
Distributions Payable		(1,996,400)	(2,143,100)	–
<b>Total liabilities</b>		<b>(2,312,220)</b>	<b>(2,485,548)</b>	<b>(840,785)</b>
<b>Net assets attributable to holders of redeemable participating shares</b>	14	<b>125,749,452</b>	<b>131,433,922</b>	<b>366,562,034</b>
<b>Number of redeemable participating shares</b>				
Class A Accumulating Shares	4	500,000	500,000	–
Class D Distributing Shares	4	28,000,000	29,000,000	1,000,000
<b>Net asset value per share attributable to holders of redeemable participating shares</b>				
Class A Accumulating Shares	14	4.813	4.719	–
Class D Distributing Shares	14	4.405	4.451	366.562

\*Chimera S&P Pakistan UCITS ETF was launched on 17 August 2023. Therefore, there are no comparatives as at the financial year ended 31 December 2022.

**On behalf of the Board of Directors:**

  
**Director:** \_\_\_\_\_  
**Feargal Dempsey**

  
**Director:** \_\_\_\_\_  
**Syl O'Byrne**

**Date: 19 April 2024**

*The accompanying notes form an integral part of the audited financial statements.*

**Chimera UCITS ICAV**  
**Annual Report & Audited Financial Statements**  
**For the financial year ended 31 December 2023**

**Statement of Comprehensive Income**

		Chimera S&P UAE UCITS ETF	Chimera S&P UAE UCITS ETF	Chimera S&P Pakistan UCITS ETF*
		Financial Year Ended 31 December 2023	Financial Year Ended 31 December 2022	Financial Year Ended 31 December 2023
	Notes	AED	AED	PKR
<b>Income</b>				
Dividend income	2(e)	4,923,286	6,509,584	13,552,989
Net (losses)/gains on financial assets at fair value through profit or loss	2(i),5	(1,042,618)	(6,530,835)	58,176,916
<b>Total investment income/(expense)</b>		<u>3,880,668</u>	<u>(21,251)</u>	<u>71,729,905</u>
<b>Operating expenses</b>				
Management fees	8,10	(1,283,838)	(1,709,240)	(1,167,871)
<b>Total operating expenses</b>		<u>(1,283,838)</u>	<u>(1,709,240)</u>	<u>(1,167,871)</u>
<b>Net income/(expense)</b>		<u>2,596,830</u>	<u>(1,730,491)</u>	<u>70,562,034</u>
<b>Finance costs</b>				
Distributions to holders of redeemable participating shares	16	(3,710,300)	(4,252,700)	–
<b>Total Finance costs</b>		<u>(3,710,300)</u>	<u>(4,252,700)</u>	<u>–</u>
<b>(Loss)/profit for the year before tax</b>		<u>(1,113,470)</u>	<u>(5,983,191)</u>	<u>70,562,034</u>
<b>(Decrease)/increase in net assets resulting from operations attributable to holders of redeemable participating shares</b>		<u><b>(1,113,470)</b></u>	<u><b>(5,983,191)</b></u>	<u><b>70,562,034</b></u>

\*Chimera S&P Pakistan UCITS ETF was launched on 17 August 2023. Therefore, there are no comparatives as at the financial year ended 31 December 2022.

Gains and losses arose solely from continuing investment activities. There were no gains or losses other than those dealt with in the Statement of Comprehensive Income.

*The accompanying notes form an integral part of the audited financial statements.*

**Chimera UCITS ICAV**  
**Annual Report & Audited Financial Statements**  
**For the financial year ended 31 December 2023**

**Statement of Changes in Net Assets Attributable  
to Holders of Redeemable Participating Shares**

	Chimera S&P UAE UCITS ETF	Chimera S&P UAE UCITS ETF	Chimera S&P Pakistan UCITS ETF*
	Financial Year Ended 31 December 2023 AED	Financial Year Ended 31 December 2022 AED	Financial Year Ended 31 December 2023 PKR
<b>Net assets attributable to holders of redeemable participating shares at beginning of the year</b>	131,433,922	192,524,613	–
(Decrease)/increase in net assets resulting from operations attributable to holders of redeemable participating shares	(1,113,470)	(5,983,191)	70,562,034
Issue of redeemable participating shares	–	17,193,500	296,000,000
Redemption of redeemable participating shares	(4,571,000)	(72,301,000)	–
(Decrease)/increase in net assets resulting from share transactions	(4,571,000)	(55,107,500)	296,000,000
<b>Net assets attributable to holders of redeemable participating shares at end of the year</b>	<b>125,749,452</b>	<b>131,433,922</b>	<b>366,562,034</b>

\*Chimera S&P Pakistan UCITS ETF was launched on 17 August 2023. Therefore, there are no comparatives as at the financial year ended 31 December 2022.

*The accompanying notes form an integral part of the audited financial statements.*

**Chimera UCITS ICAV**  
**Annual Report & Audited Financial Statements**  
**For the financial year ended 31 December 2023**

**Statement of Cash Flows**

	Chimera S&P UAE UCITS ETF	Chimera S&P UAE UCITS ETF	Chimera S&P Pakistan UCITS ETF*
	Financial Year Ended 31 December 2023	Financial Year Ended 31 December 2022	Financial Year Ended 31 December 2023
Notes	AED	AED	PKR
<b>Cash flows from operating activities</b>			
Proceeds from sale of investments**	20,830,445	69,814,087	28,082,407
Purchase of investments**	(21,157,228)	(69,975,142)	(334,561,166)
Dividend income received	4,923,286	6,588,885	13,552,989
Operating expenses paid	(1,310,467)	(1,696,358)	(327,086)
<b>Net cash inflow/(outflow) from operating activities</b>	<b>3,286,036</b>	<b>4,731,472</b>	<b>(293,252,856)</b>
<b>Cash flows from financing activities</b>			
Distributions paid to holders of redeemable participating shares	(3,857,000)	(2,109,600)	–
Amounts received on issue of redeemable participating shares**	–	–	296,000,000
Amounts paid on redemption of redeemable participating shares**	–	–	–
<b>Net cash (outflow)/inflow from financing activities</b>	<b>(3,857,000)</b>	<b>(2,109,600)</b>	<b>296,000,000</b>
<b>Net (decrease)/increase in cash and cash equivalents</b>	<b>(570,964)</b>	<b>2,621,872</b>	<b>2,747,144</b>
Cash and cash equivalents at beginning of year	3,091,743	469,871	–
<b>Cash and cash equivalents at end of the year</b>	<b>2,520,779</b>	<b>3,091,743</b>	<b>2,747,144</b>

\*Chimera S&P Pakistan UCITS ETF was launched on 17 August 2023. Therefore, there are no comparatives as at the financial year ended 31 December 2022.

\*\*Chimera S&P UAE UCITS ETF engaged in in-kind subscriptions and redemptions of redeemable participating shares during the financial year amounting to AED Nil (31 December 2022: AED 17,193,500) and AED 4,571,000 (31 December 2022: AED 72,301,000) (refer to Notes 2(g) and 4 of the financial statements for further details). All the subscriptions into and redemptions out of the Sub-Fund for the current and prior financial years, were achieved via in-kind contribution and withdrawal of assets of the same amount representing consideration for purchase and sale of investments.

*The accompanying notes form an integral part of the audited financial statements.*

---

**Chimera UCITS ICAV**  
**Annual Report & Audited Financial Statements**  
**For the financial year ended 31 December 2023**

---

**Notes to the Audited Financial Statements**

**1. Organisation**

Chimera UCITS ICAV (the "ICAV") is an Irish collective asset-management vehicle registered in Ireland pursuant to the Irish Collective Asset-Management Vehicles Act 2015 (the "ICAV Act") on 21 January 2019 with registration number C188915 and was authorised by the Central Bank of Ireland (the "CBI") on 18 November 2020 as an Undertaking for Collective Investment in Transferable Securities ("UCITS") under the provisions of the European Communities (Undertakings for Collective Investment in Transferable Securities) Regulations 2011, (as amended) (the "UCITS Regulations") and the Central Bank (Supervision and Enforcement) Act 2013 (Section 48(1)) (Undertakings for Collective Investment in Transferable Securities) Regulations 2019 (the "Central Bank UCITS Regulations").

The ICAV is structured as an umbrella fund with segregated liability between Funds (individually a "Sub-Fund" and collectively "Sub-Funds"). The Instrument of Incorporation provides that the ICAV may offer separate classes of shares, each representing interests in a Sub-Fund comprising a distinct portfolio of investments. In addition, each Sub-Fund may be further divided into a number of different classes within the Sub-Fund. With the prior approval of the CBI, the ICAV from time to time may create additional Sub-Funds. The creation of further share classes shall be notified to and prepared and submitted to the CBI in accordance with the CBI requirements.

As at 31 December 2023, the ICAV consisted of two Sub-Funds - Chimera S&P UAE UCITS ETF (the "Sub-Fund") which was launched on 23 February 2021 and Chimera S&P Pakistan UCITS ETF (the "Sub-Fund") which was launched on 17 August 2023.

The Sub-Funds seek to provide investors with a total return, taking into account capital and income returns, which reflects the returns of equity indices called the S&P UAE BMI Liquid 20/35 Capped Index (the "Index") and the S&P Pakistan BMI Liquid 35/20 Capped Index (the "Index") respectively.

The Index for Chimera S&P UAE UCITS ETF is a modified weighted total return index measuring the performance of 30 of the largest constituents of the S&P UAE BMI Index. The S&P UAE BMI Index is a leading benchmark for tracking performance of the UAE equity markets. The Index is comprised of the constituents of the S&P UAE BMI Index that meet the following eligibility requirements: (i) companies must have no more than ten non-trading days over the previous quarter; and (ii) have a three-month average daily value traded volume of at least US\$ 500,000 for at least one of the two quarterly periods preceding the rebalancing reference date.

The Index for Chimera S&P UAE UCITS ETF applies a UCITS capping screen of 20/35. This is to allow the Fund, whose policy is to replicate the Index, to invest up to 20% of its net assets in individual securities with the 20% limit being raised up to 35% in the case of a single issuer were justified by exceptional market conditions which may include the dominance of a particular issuer in the relevant market. The Index provider, S&P, has set triggers in place of at 33%/19% respectively to reset levels to ensure UCITS compliance at all times.

The Index of Chimera S&P Pakistan UCITS ETF is a modified weighted total return index measuring the performance of the top 15 Pakistan domiciled companies ranked in the S&P Pakistan BMI Index. The S&P Pakistan BMI Index is a leading benchmark for tracking performance of Pakistani companies. The Index is comprised of the top 15 constituents of the S&P Pakistan BMI Index that meet the following eligibility requirements: (i) companies must have no more than ten non-trading days over the previous quarter; and (ii) have a six-month average daily value traded of at least US\$200,000 for at least one of the two quarterly periods preceding the rebalancing reference date

The Index follows a six-month average daily traded value of  $\geq$  \$200,000. Stocks failing to meet this level will drop out of the Index once this liquidity screen fails to be met for the six-month period preceding the rebalancing reference date.

In order to achieve its investment objective, the investment policy of the Sub-Funds are to invest 100% of their net assets in a portfolio of equity securities that consists of the equity securities of each Index. Lunate Capital Limited (the "Investment Manager"), may deviate from the 100% investment where it is, for whatever reason, not possible to buy and hold a particular Index security.

The Sub-Funds attempt to replicate, before fees and expenses, the performance of each Index. The Investment Manager will seek to do this by replicating so far as possible the investments in each Index by holding all of the securities comprising each Index in approximately the same proportion as its weighting in each Index.



---

**Chimera UCITS ICAV**  
**Annual Report & Audited Financial Statements**  
**For the financial year ended 31 December 2023**

---

**Notes to the Audited Financial Statements (continued)**

**1. Organisation (continued)**

The base currency of Chimera S&P UAE UCITS ETF (the “Sub-Fund”) and Chimera S&P Pakistan UCITS ETF (the “Sub-Fund”) is the United Arab Emirates Dirham (“AED”) and Pakistani Rupee (PKR) respectively. The base currency of the ICAV is AED. The Net Asset Value per Share will be published and settlement and dealing will be affected in the designated currency of each Class.

The shares of the active Sub-Funds are listed and admitted for trading on the following stock exchanges: Class A Accumulating Shares are listed on the Dubai Financial Market while Class D Distributing Shares are listed on Abu Dhabi Securities Exchange.

**2. Material Accounting Policies**

**(a) Basis of preparation**

The ICAV’s annual report and audited financial statements have been prepared in accordance with International Financial Reporting Standards (“IFRS”) as adopted by the European Union (“EU”), the ICAV Act, the UCITS Regulations and the Central Bank UCITS Regulations.

The financial statements have been prepared on a going concern basis which assumes that the ICAV will continue in operational existence for the foreseeable future and have been prepared under the historical cost convention, as modified by the revaluation of financial assets and financial liabilities at fair value through profit or loss.

In making the going concern assessment, the Directors have considered the level of subscriptions and redemptions during the financial year and the ICAV’s ability to meet its payments as they fall due and assessed that any additional repayments may be met out of operating cash flows or raising further capital.

The preparation of the annual report and audited financial statements in conformity with IFRS requires the use of estimates and assumptions that affect the reported amounts of assets and liabilities at the reporting date and the reported amounts of revenues and expenses during the reporting period. Although these estimates are based on management’s best knowledge of the amount, event or actions, actual results ultimately may differ from those estimates.

The Directors make estimates and assumptions concerning the future of the ICAV. The resulting accounting estimates will, by definition, seldom equal the related actual results. There are no estimates and assumptions that have a significant risk of causing a material adjustment to the carrying amounts of assets and liabilities.

**International Financial Reporting Standards**

*New accounting standards, amendments and interpretations in issue and effective for the financial periods beginning on or after 1 January 2023*

At the date of approval of these financial statements, the following standards, amendments and interpretations to existing standards were adopted by the ICAV effective from 1 January 2023:

**Amendments to IAS 1 Classification of Liabilities as Current or Non-Current**

On 23 January 2020, the IASB issued 'Classification of Liabilities as Current or Non-current (Amendments to IAS 1)' providing a more general approach to the classification of liabilities under IAS 1 based on the contractual arrangements in place at the reporting date. The amendments were originally effective for annual reporting periods beginning on or after 1 January 2022, however, their effective date has been delayed to 1 January 2023.

The adoption of Amendments to IAS 1 Classification of Liabilities as Current or Non-Current did not have a significant impact on the ICAV’s financial statements.

**Amendments to IAS 8 Definition of Accounting Estimates**

The amendments aim to help users of the financial statements to distinguish between changes in accounting estimates and changes in accounting policies.

The amendments are effective for annual reporting periods beginning on or after 1 January 2023 with earlier application permitted.

---

**Chimera UCITS ICAV**  
**Annual Report & Audited Financial Statements**  
**For the financial year ended 31 December 2023**

---

**Notes to the Audited Financial Statements (continued)**

**2. Material Accounting Policies (continued)**

**(a) Basis of preparation (continued)**

**Amendments to IAS 8 Definition of Accounting Estimates (continued)**

The adoption of Amendments to IAS 8 Definition of Accounting Estimates did not have a significant impact on the ICAV's financial statements.

**IFRS 17 Insurance Contracts**

This standard replaces IFRS 4, which permits a wide variety of practices in accounting for insurance contracts. IFRS 17 will fundamentally change the accounting by all entities that issue insurance contracts and investment contracts with discretionary participation features.

The amendments are effective for annual reporting periods beginning on or after 1 January 2023 with earlier application permitted.

The adoption of IFRS 17, 'Insurance Contracts' did not have a significant impact on the ICAV's financial statements.

**Amendments to IAS 1 and IFRS Practice Statement 2 Disclosure of Accounting Policies**

The IASB issued 'Disclosure of Accounting Policies (Amendments to IAS 1 and IFRS Practice Statement 2)' with amendments that are intended to help preparers in deciding which accounting policies to disclose in their financial statements. The amendments aim to improve accounting policy disclosures.

The amendments are effective for annual reporting periods beginning on or after 1 January 2023 with earlier application permitted.

The adoption of Amendments to IAS 1 and IFRS Practice Statement 2 Disclosure of Accounting Policies did not have a significant impact on the ICAV's financial statements.

The amendments aim to help users of the financial statements to distinguish between changes in accounting estimates and changes in accounting policies.

The amendments are effective for annual reporting periods beginning on or after 1 January 2023 with earlier application permitted.

The adoption of Amendments to IAS 8 Definition of Accounting Estimates did not have a significant impact on the ICAV's financial statements.

**Amendments to IAS 12 Deferred Tax related to Assets and Liabilities arising from a Single Transaction**

These amendments require companies to recognise deferred tax on transactions that, on initial recognition, give rise to equal amounts of taxable and deductible temporary differences.

The amendments are effective for annual reporting periods beginning on or after 1 January 2023 with earlier application permitted.

The adoption of Amendments to IAS 12 Deferred Tax related to Assets and Liabilities arising from a Single Transaction did not have a significant impact on the ICAV's financial statements.

There are no other standards, amendments to standards or interpretations that are effective for annual periods beginning on or after 1 January 2023 that have a material effect on the ICAV's financial statements.

**Chimera UCITS ICAV**  
**Annual Report & Audited Financial Statements**  
**For the financial year ended 31 December 2023**

**Notes to the Audited Financial Statements (continued)**

**2. Material Accounting Policies (continued)**

**(a) Basis of preparation (continued)**

*Standards, interpretations and amendments to existing standards in issue but not yet effective and not early adopted*

At the date of approval of these financial statements, the ICAV has not applied the following new and revised IFRS Standards that have been issued but are not yet effective:

<b>New and revised IFRS</b>	<b>Effective for annual periods beginning on or after</b>
Amendment to IFRS 16 – Leases on sale and leaseback	1 January 2024
Amendment to IAS 1 – Non current liabilities with covenants	1 January 2024
IFRS S1 – General Requirements for Disclosure of Sustainability-related Financial Information	1 January 2024
IFRS S2 – Climate-related Disclosures	1 January 2024

The ICAV is currently evaluating the impact, if any, that these new and revised IFRS Standards will have on its financial statements.

The Manager anticipates that these IFRSs and amendments will be adopted in the financial statements in the initial period when they become mandatorily effective. The Manager assessed that adoption of these amendments will not have a significant impact on the ICAV's financial statements.

There are no other standards, interpretations and amendments to existing standards in issue but not yet effective that would be expected to have a significant impact on the ICAV.

**(b) Financial assets and financial liabilities at fair value through profit or loss**

**(i) Classification**

The ICAV classifies its investment portfolio based on its business model for managing those financial assets and the contractual cash flow characteristics of the financial assets. The portfolio of financial assets is managed and performance is evaluated on a fair value basis. The ICAV is primarily focused on fair value information and uses that information to assess the assets' performance and to make decisions. The ICAV has not taken the option to irrevocably designate any equity securities as fair value through other comprehensive income. As such, the ICAV classifies its entire investment portfolio consisting of equities as financial assets at fair value through profit or loss.

Financial assets that are not classified at fair value through profit or loss include cash and cash equivalents and receivables. Financial liabilities that are not at fair value through profit or loss include bank overdraft (if any) and payables. These other financial assets and financial liabilities are held at amortised cost.

**(ii) Recognition, derecognition and measurement**

Purchases and sales of investments are recognised on trade date basis, the date on which the ICAV commits to purchase or sell the asset. Financial assets and financial liabilities at fair value through profit or loss are initially recognised at fair value. Transaction costs are expensed as incurred in the Statement of Comprehensive Income.

Investments are derecognised when the rights to receive cash flows from the investments have expired or the ICAV has transferred substantially all risks and rewards of ownership and a realised gain or loss is recognised. Realised gains and losses are presented in the Statement of Comprehensive Income under "net gain/(loss) on financial assets at fair value through profit or loss".

Subsequent to initial recognition, all financial assets and financial liabilities at fair value through profit or loss are measured at fair value. Gains and losses arising from changes in the fair value of the financial assets or financial liabilities at fair value through profit or loss are presented in the Statement of Comprehensive Income within "net gain/(loss) on financial assets at fair value through profit or loss".

---

**Chimera UCITS ICAV**  
**Annual Report & Audited Financial Statements**  
**For the financial year ended 31 December 2023**

---

**Notes to the Audited Financial Statements (continued)**

**2. Material Accounting Policies (continued)**

**(b) Financial assets and financial liabilities at fair value through profit or loss (continued)**

**(iii) Fair value estimation**

Equity instruments listed, traded or dealt on a regulated market for which market quotations are readily available shall be valued at the last traded price at the valuation point in the relevant regulated market on the relevant dealing day, provided that the value of the investment listed, traded or dealt in on a regulated market but acquired or traded at a premium or at a discount outside or off the relevant stock exchange may be valued, taking into account the level of premium or discount as at the date of valuation of the investment and The Bank of New York Mellon SA/NV, Dublin Branch (the “Depositary”) must ensure that the adoption of such procedure is justifiable in the context of establishing the probable realisation value of the security.

If prices for an investment listed, traded or dealt in on the relevant regulated market are not available at the relevant time or are unrepresentative, or in the event that any investments are not listed or traded on any regulated market, such investment shall be valued at such value as shall be certified with care and good faith as the probable realisation value of the investment by a competent professional person appointed by the Directors and approved for such purpose by the Depositary which may be the Investment Manager.

*Impairment*

The ICAV recognises loss allowances of expected credit loss (“ECL”) on financial assets measured at amortised cost. When determining whether the credit risk of a financial asset has increased significantly since initial recognition and when estimating ECLs, the ICAV considers reasonable and supportable information that is relevant and available without undue cost or effort. This includes both quantitative and qualitative information and analysis, based on the ICAV's historical experience and informed credit assessment and including forward-looking information.

ECLs are a probability-weighted estimate of credit losses. Credit losses are measured as the present value of all cash shortfalls (i.e. the difference between the cash flows due to the entity in accordance with the contract and the cash flows that the ICAV expects to receive). ECLs are discounted at the effective interest rate of the financial asset. The amount of expected credit losses is immaterial for financial assets.

**(c) Foreign currency translation**

**(i) Functional and presentation currency**

The functional and presentation currency of Chimera S&P UAE UCITS is the United Arab Emirates Dirham (“AED”) while that of Chimera S&P Pakistan UCITS ETF is Pakistani Rupee (“PKR”). The functional currency of the Sub-Funds has been evaluated by the Directors based on the currency that most faithfully represents the economic effects of the underlying transactions, events, investors’ base and conditions.

The presentation currency of the ICAV is the AED.

**(ii) Transactions and balances**

Monetary assets and liabilities denominated in currencies other than the functional currency are translated into the functional currency at the closing rate of exchange at the year end date. Foreign currency transactions are translated into the functional currency using the exchange rates prevailing at the dates of the transactions. Foreign exchange gains and losses resulting from the settlement of such transactions and from the translation at year end exchange rates of monetary assets and liabilities denominated in foreign currencies are recognised in the Statement of Comprehensive Income.

All other foreign currency exchange differences relating to monetary items, including cash are presented in the Statement of Comprehensive Income.

Non-monetary assets and liabilities denominated in foreign currencies that are measured at fair value are translated at the foreign currency exchange rates ruling at the dates that the values were determined.

---

**Chimera UCITS ICAV**  
**Annual Report & Audited Financial Statements**  
**For the financial year ended 31 December 2023**

---

**Notes to the Audited Financial Statements (continued)**

**2. Material Accounting Policies (continued)**

**(d) Transaction costs**

Transaction costs are incurred on the acquisition or disposal of financial assets or financial liabilities at fair value through profit or loss. They include fees and commissions paid to agents, advisors, brokers and dealers, interest or taxes payable in respect of purchase and sale transactions. Transaction costs when incurred are expensed immediately and are included within net gain/loss on financial assets and financial liabilities at fair value through profit and loss in the Statement of Comprehensive Income. Please refer to Note 9 for more details.

**(e) Dividend income**

Dividends are credited to the Statement of Comprehensive Income on the dates on which the relevant securities are listed as “ex dividend”.

**(f) Interest income and interest expense**

Bank interest income and expenses are recognised in the Statement of Comprehensive Income on an effective yield basis.

**(g) Redeemable participating shares**

Redeemable participating shares are redeemable at the shareholder’s option and are classified as financial liabilities in accordance with IAS 32. Any distributions on these shares are recognised in the Statement of Changes in Net Assets Attributable to Holders of Redeemable Participating Shares.

The Primary Market is the market on which shares of the Sub-Funds are issued by the ICAV to Authorised Participants or redeemed by the ICAV from Authorised Participants. Only Authorised Participants are able to subscribe or redeem shares on the Primary Market.

**Subscriptions**

Subscription of shares may be settled in cash, in-kind or in a combination of both, at the Manager’s discretion.

*In-kind subscriptions*

A Shareholder may subscribe for shares in-kind in a unit of the minimum subscription amount as set out in the relevant Supplement, or a multiple thereof, in return for a basket of component securities (“Component Securities”) and a cash component.

The Component Securities shall comprise some or all of the assets which may be invested in by the relevant Sub-Fund in accordance with the investment objective and policy of that Sub-Fund and the Depositary must be satisfied that there is unlikely to be any material prejudice to the existing Shareholders through the acceptance of the in-kind subscription.

*Cash subscriptions*

While subscriptions will normally only be accepted in-kind, the ICAV may on an exceptional basis accept subscription for shares in cash.

**Redemptions**

The ICAV may pay redemptions either in kind or in cash.

*In-kind redemptions*

A Shareholder may effect an in-kind redemption of their shares through an interdependent redemption process whereby (1) the ICAV shall agree to redeem a set number of shares in the ICAV; and (2) the Shareholder shall agree to purchase the underlying Component Securities at an agreed price.

*Cash redemptions*

While redemptions will normally only be in-kind, the ICAV may on an exceptional basis accept a request from a Shareholder to redeem Shares in cash.

---

**Chimera UCITS ICAV**  
**Annual Report & Audited Financial Statements**  
**For the financial year ended 31 December 2023**

---

**Notes to the Audited Financial Statements (continued)**

**2. Material Accounting Policies (continued)**

**(g) Redeemable participating shares (continued)**

**Subscriptions and Redemptions (Secondary Market)**

Shares may be purchased or sold on the Secondary Market by all investors through a relevant stock exchange on which the shares are admitted to trading or over the counter.

Shares of a Sub-Fund purchased on the Secondary Market cannot usually be sold directly back to the ICAV. Investors must buy and sell shares on a Secondary Market with the assistance of an intermediary (e.g. a broker) and may incur fees for doing so. In addition, investors may pay more than the current Net Asset Value when buying shares and may receive less than the current Net Asset Value when buying shares and may receive less than the current Net Asset Value when selling them.

**(h) Expenses**

Expenses are recognised in the Statement of Comprehensive Income on an accruals basis. Only management fees are charged to the Statement of Comprehensive Income and the Manager is responsible for discharging from the management fee, the other operational fees and expenses of the ICAV including Directors' fees but excluding establishment expenses which are borne by the Investment Manager.

**(i) Gains/(losses) on financial assets and liabilities at fair value through profit or loss**

All realised and unrealised gains and losses on securities are recognised as net gain/(loss) on financial assets and financial liabilities at fair value through profit or loss in the Statement of Comprehensive Income. The cost of securities sold is accounted for on an average cost basis.

Unrealised gains and losses consist of movement in the fair value of financial instruments between the opening and closing financial year. Realised gains and losses represent the difference between an instrument's initial carrying amount and disposal amount, or cash payments.

**(j) Cash flows**

The ICAV has prepared a Statement of Cash Flows using the direct method, whereby major classes of cash receipts and payments related to operating activities are disclosed.

**(k) Dividend policy**

The Sub-Funds offer Classes of shares that accumulate income or pay regular dividends out of net income and realised and unrealised gains net of realised and unrealised losses attributable to the relevant share class. The distribution of dividends is not guaranteed and is subject to the sole discretion of the Directors.

*Accumulating Classes*

The Directors currently do not intend to declare or pay dividends with respect to the accumulating classes of shares. Therefore, any net income and realised and unrealised gains net of realised and unrealised losses attributable to the shares of the accumulating classes of shares will be accumulated and reflected in their respective Net Asset Values per Share.

*Distributing Classes*

For the distributing classes of shares, the Directors may declare and pay dividends to the relevant Shareholders semi-annually on the distribution date. As the Index seek to track the price performance of the companies contained within the Index and distributions made by those companies, dividends in respect of the distributing classes of shares will be calculated by reference to the embedded reinvested dividends within the Index during the relevant dividend period less taxes, including withholding taxes. As such, there is no guarantee that any dividend will be paid in respect of the distributing classes. Dividends will be calculated so that any dividend declared will never be more than the excess performance of the total return performance of each Sub-Fund. The total return performance of each Sub-Fund is calculated by reference to the price return performance of each Index over the relevant calculation period (i.e. the relevant dividend period).

Such dividends shall be paid out of net income and realised and unrealised gains net of realised and unrealised losses attributable to the relevant share class of each Sub-Fund.

---

**Chimera UCITS ICAV**  
**Annual Report & Audited Financial Statements**  
**For the financial year ended 31 December 2023**

---

**Notes to the Audited Financial Statements (continued)**

**2. Material Accounting Policies (continued)**

**(l) Withholding tax**

Dividend and interest income received by the ICAV may be subject to withholding tax imposed in the country of origin, which is shown separately in the Statement of Comprehensive Income.

**(m) Cash and cash equivalents and bank overdrafts**

Cash comprises of cash on hand and demand deposits. Cash equivalents, if any, are short term, highly liquid investments with original maturities of three months or less that are readily convertible to known amounts of cash and which are subject to insignificant changes in value. Bank overdrafts are short term financing options which are repayable on demand. There were no bank overdraft balances at 31 December 2023 and 31 December 2022.

**(n) Offsetting**

Financial assets and financial liabilities are offset and the net amount reported in the Statement of Financial Position when there is a legally enforceable right to offset the recognised amounts and there is an intention to settle on a net basis or realise the asset and settle the liability simultaneously. As at 31 December 2023 and 31 December 2022, no financial assets and financial liabilities were offset in the Statement of Financial Position.

Income and expenses are presented on a net basis only when permitted under IFRS, for example, gains and losses from financial instruments at fair value through profit or loss and foreign exchange gains and losses.

**(o) Establishment expenses**

The cost of establishing the ICAV and its initial Sub-Funds and obtaining authorisation/approval from the Central Bank of Ireland were borne by the Investment Manager.

**3. Financial Risk Management**

**(a) Investment strategy**

Lunate Capital Limited acts as the Investment Manager to the Sub-Funds pursuant to the Management Agreement. The detailed investment objectives and policies of the Sub-Funds are set out in the Prospectus.

In order to achieve their investment objective, the investment policy of the Sub-Funds is to invest 100% of their net assets in a portfolio of equity securities that consists of the equity securities of the Index. The Investment Manager may deviate from the 100% investment where it is, for whatever reason, not possible to buy and hold a particular Index security.

The Sub-Funds attempts to replicate, before fees and expenses, the performance of the Index. The Investment Manager will seek to do this by replicating so far as possible the investments in the Index by holding all of the securities comprising the Index in approximately the same proportion as its weighting in the Index. The Investment Manager will monitor the Fund's tracking accuracy on a daily basis and will seek to maintain an appropriate correlation between the return of the Index and the return of the Fund. It is expected, but not guaranteed that the level of tracking error will be 0-2% in normal market conditions excluding Management Fees.

There can be no assurance that each Sub-Fund will achieve its investment objective. The value of shares and the income therefrom may rise or fall as the capital value of the equity securities in which the Sub-Funds invests may fluctuate. The investment income of the Sub-Funds are based on the income earned on the equity securities they hold, less expenses incurred. Therefore, the Sub-Funds' investment income may be expected to fluctuate in response to changes in such income or expenses.

The Sub-Funds attempts to replicate, before fees and expenses, the performance of the respective Index.

In pursuing its investment objective, the ICAV is exposed to a variety of risks: pricing and valuation risk, counterparty and settlement risk, foreign currency risk, credit risk, liquidity risk and other risks that could result in a reduction in the ICAV's net assets. Risk information is outlined in the Prospectus.

The nature and extent of the financial instruments held at the reporting date and the risk management policies employed by the ICAV are discussed below.

**Chimera UCITS ICAV**  
**Annual Report & Audited Financial Statements**  
**For the financial year ended 31 December 2023**

**Notes to the Audited Financial Statements (continued)**

**3. Financial Risk Management (continued)**

**(b) Market Price Risk**

Market price risk is the risk that the fair value or future cash flows of a financial instrument will fluctuate because of changes in market prices. The Sub-Funds are susceptible to market price risk arising from uncertainties about future prices of the instruments. The maximum risk resulting from financial instruments is determined by the fair value of the financial instruments.

**Sensitivity Analysis**

The tables below summarise the sensitivity of each Sub-Fund's net assets attributable to holders of redeemable participating shares to market price movements. It shows the increase/(decrease) in the net assets attributable to holders of redeemable participating shares for each Sub-Fund's given a 5% movement in the underlying investment prices at year-end; all other variables remaining constant (5% is considered to be a reasonable possible change in price):

**31 December 2023**

<b>Sub-Fund</b>	<b>Currency</b>	<b>31 December 2023</b>
Chimera S&P UAE UCITS ETF	AED	6,277,045
Chimera S&P Pakistan UCITS ETF*	PKR	18,232,784

**31 December 2022**

<b>Sub-Fund</b>	<b>Currency</b>	<b>31 December 2022</b>
Chimera S&P UAE UCITS ETF	AED	6,541,386

\*Chimera S&P Pakistan UCITS ETF was launched on 17 August 2023. Therefore, there are no comparatives as at the financial year ended 31 December 2022.

**(c) Counterparty Credit & Settlement Risk**

All security investments are transacted through brokers who have been approved by the Management Company as an acceptable counterparty. The list of approved brokers is reviewed regularly. There is a risk of loss if a counterparty fails to perform its financial or other obligations to the Sub-Funds, for example, the possibility that a counterparty may default, by failing to make payments due, or make payments in a timely manner. If settlement never occurs the loss incurred by the Sub-Fund will be the difference between the price of the original contract and the price of the replacement contract or, in the case where the contract is not replaced the absolute value of the contract at the time it is voided. Further, in some markets 'Delivery versus Payment' may not be possible in which case the absolute value of the contract is at risk if the Sub-Fund meets its settlement obligations but the counterparty fails before meeting its obligations.

As at 31 December 2023 and 31 December 2022, each Sub-Fund did not hold any forward exchange contracts.

**(d) Foreign Currency Risk**

Currency risk is the risk that the value of the Sub-Fund's net assets will fluctuate due to changes in foreign currency rates.

Each Sub-Fund can hold assets denominated in currencies other than AED and PKR, the functional currencies of same. They can therefore be exposed to currency risk, as the value of the securities denominated in other currencies will fluctuate due to changes in the exchange rates. As at 31 December 2023 and 31 December 2022, the Sub-Funds did not hold assets denominated in currencies other than AED and PKR, the functional currencies of same. Therefore, the Sub-Funds were not materially exposed to currency risk at 31 December 2023 and 31 December 2022.

**3. Financial Risk Management**

**(e) Credit Risk**

Credit risk is the risk that a counterparty or issuer will be unable to meet a commitment it has entered into with each Sub-Fund.



**Chimera UCITS ICAV**  
**Annual Report & Audited Financial Statements**  
**For the financial year ended 31 December 2023**

**Notes to the Audited Financial Statements (continued)**

**3. Financial Risk Management (continued)**

**(e) Credit Risk (continued)**

The Bank of New York Mellon SA/NV, Dublin Branch (the “Depository”) has been appointed as Depository to the ICAV. Depending on the requirements of the jurisdictions in which the investments of the Sub-Fund are issued, the Depository may use the services of one or more sub-custodians. Bankruptcy or insolvency of the Depository may cause the Sub-Funds’ rights with respect to securities held to be delayed or limited. The Depository is a branch of The Bank of New York Mellon SA/NV. The Depository held an AA- long term credit rating from the rating agency Standard and Poor’s as at 31 December 2023 (31 December 2022: AA-). The Depository is responsible for the safe-keeping of the assets of the Sub-Funds.

The Depository may, however, appoint any person or persons to be the sub-custodian of such assets but any liability of the Depository shall not be affected by the fact that it has entrusted some or all of the assets in its safekeeping to any third party.

The Manager considers that the risk that counterparties would fail to discharge their obligations to the Sub-Funds is low. Any credit risk issues will be discussed quarterly with the Directors and monitored thereafter.

The Sub-Funds hold a proportion of their assets in cash. All securities transactions are cleared through and held in custody by the Depository. The Sub-Funds are subject to the credit risk to the extent that this institution may be unable to fulfil its obligation either to return the Sub-Funds’ securities or repay amounts owed. For these financial instruments, the maximum credit risk amount at 31 December 2023 is represented by the amount at which they are included in the Statement of Financial Position. In the event of insolvency or bankruptcy of the Depository or Broker, the Sub-Funds will be treated as general creditor in relation to cash held with the relevant Depository or Broker.

As at 31 December 2023 and the financial period ended 31 December 2022, the Sub-Funds’ financial assets exposed to credit risk amounted to the following:

	<b>Chimera S&amp;P UAE UCITS ETF As at 31 December 2023 AED</b>
Transferable securities	125,540,893
Cash and cash equivalents	2,520,779
<b>Total</b>	<b>128,061,672</b>

	<b>Chimera S&amp;P UAE UCITS ETF As at 31 December 2022 AED</b>
Transferable securities	130,827,727
Cash and cash equivalents	3,091,743
<b>Total</b>	<b>133,919,470</b>

	<b>Chimera S&amp;P Pakistan UCITS ETF* As at 31 December 2023 PKR</b>
Transferable securities	364,655,675
Cash and cash equivalents	2,747,144
<b>Total</b>	<b>367,402,819</b>

\*Chimera S&P Pakistan UCITS ETF was launched on 17 August 2023. Therefore, there are no comparatives as at the financial year ended 31 December 2022.

**Chimera UCITS ICAV**  
**Annual Report & Audited Financial Statements**  
**For the financial year ended 31 December 2023**

**Notes to the Audited Financial Statements (continued)**

**3. Financial Risk Management (continued)**

**(f) Interest Rate Risk**

This is the risk that the fair value of future cash flows of a financial instrument will fluctuate because of changes in market interest rates. The majority of the Sub-Funds' financial assets are equity shares and other instruments which neither pay interest nor have a maturity date. Cash balances of the Sub-Funds are not subject to significant interest rate risk.

**(g) Liquidity Risk**

In normal market conditions the assets of each Sub-Fund comprise mainly realisable investments which can be readily sold. A Sub-Fund's main liability is the redemption of any shares that investors wish to sell. In general, the investments, including cash, of each Sub-Fund are managed so that it can meet its liabilities. Investments held may need to be sold if insufficient cash is available to finance such redemptions. If the size of the disposals are sufficiently large, or the market is illiquid, then there is a risk that either the investments might not be sold or the price at which they are sold may adversely affect the Net Asset Value of a Sub-Fund. The ICAV employs an appropriate liquidity risk management process, which takes into account efficient portfolio management transactions employed by the Sub-Funds, in order to ensure that each Sub-Fund is able to comply with its stated redemption obligations. However, it is possible that in the type of circumstances described above, a Sub-Fund may not be able to realise sufficient assets to meet all redemption requests that it receives or the ICAV may determine that the circumstances are such that meeting some or all of such requests is not in the best interests of the Shareholders in a Sub-Fund as a whole. In such circumstances, the settlement of redemption proceeds may be delayed and / or the ICAV may take the decision to apply the redemption gate provisions described under "Procedure for Dealing on the Primary Market" in the "Purchase and Sale Information" section or suspend dealings in the relevant Sub-Fund as described under "Temporary Suspension of Dealings" in the "Determination of Net Asset Value" section of the Prospectus.

The following table analyses the ICAV's financial liabilities into relevant maturity groupings based on the remaining year at the financial year ended 31 December 2023 and the financial year ended 31 December 2022 to the contractual maturity date.

**Chimera S&P UAE UCITS ETF**

**As at 31 December 2023**

	<b>Less than 1 month AED</b>	<b>Total AED</b>
Accrued Management fees	315,820	315,820
Distributions Payable	1,996,400	1,996,400
Net assets attributable to holders of redeemable participating shares	<u>125,749,452</u>	<u>125,749,452</u>
	<u>128,061,672</u>	<u>128,061,672</u>

**Chimera S&P UAE UCITS ETF**

**As at 31 December 2022**

	<b>Less than 1 month AED</b>	<b>Total AED</b>
Accrued Management fees	342,448	342,448
Distributions Payable	2,143,100	2,143,100
Net assets attributable to holders of redeemable participating shares	<u>131,433,922</u>	<u>131,433,922</u>
	<u>133,919,470</u>	<u>133,919,470</u>

**Chimera S&P Pakistan UCITS ETF\***

**As at 31 December 2023**

	<b>Less than 1 month PKR</b>	<b>Total PKR</b>
Accrued Management fees	840,785	840,785
Net assets attributable to holders of redeemable participating shares	<u>366,562,034</u>	<u>366,562,034</u>
	<u>367,402,819</u>	<u>367,402,819</u>

\*Chimera S&P Pakistan UCITS ETF was launched on 17 August 2023. Therefore, there are no comparatives as at the financial year ended 31 December 2022.

---

**Chimera UCITS ICAV**  
**Annual Report & Audited Financial Statements**  
**For the financial year ended 31 December 2023**

---

**Notes to the Audited Financial Statements (continued)**

**3. Financial Risk Management (continued)**

**(h) Global Exposure**

Global Exposure refers to the measure of each Sub-Fund's risk exposure that factors in the market risk exposure of underlying investments, inclusive of the implied leverage associated with financial derivative instruments ("FDIs") held in the portfolio. Under the UCITS Regulations, a Sub-Fund is required to use either a "Commitment Approach" or a "Value-at-Risk (VaR) Approach" to measure their Global Exposure. VaR is a statistical methodology that predicts, using historical data, the maximum potential daily loss of a Sub-Fund that can arise at a given confidence level over a specific time period under normal market conditions. VaR may be expressed in absolute terms as a percentage of each Sub-Fund's assets or in relative terms, where the VaR of each Sub-Fund is divided by the VaR of its relevant benchmark, generating a ratio known as relative VaR. The Commitment Approach represents a methodology to measure global exposure based on the calculation of the portfolio leverage which includes the netting and hedging of FDI that each Sub-Fund may have in place according to the UCITS Regulations. A Sub-Fund, which is using the Commitment Approach to measure its Global Exposure, is limited to 100% commitment leverage.

The Sub-Funds employ the Commitment Approach. The Sub-Funds' global exposure (as prescribed in the Central Bank UCITS Regulations) relating to FDI's shall not exceed 100% of the NAV of each Sub-Fund and will be measured using the Commitment Approach. The Commitment Approach methodology aggregates the underlying market or notional values of FDIs to determine the degree of global exposure of the Sub-Funds to FDIs.

The Manager has a risk management process in respect of the Sub-Funds which enables it to accurately measure, monitor and manage the various risks associated with FDI, the use of efficient portfolio management techniques and the management of collateral. The Investment Manager will only employ FDI that are covered by the risk management process, as amended from time to time. A statement of this risk management process has been submitted to and cleared by the Central Bank.

In the event of a Sub-Fund proposing to use additional types of FDI, the risk management process and the relevant Supplement will be amended to reflect this intention and the Sub-Fund will not utilise such FDI until such time as the risk management process providing for its use has been submitted to and cleared by the Central Bank. The Manager will, on request, provide supplementary information to shareholders relating to the risk management methods employed including the quantitative limits that are applied and any recent developments in the risk and yield characteristics of the main categories of investment.

**(i) Fair Value**

IFRS 13 'Fair Value Measurement' requires disclosure relating to the fair value hierarchy in which fair value measurements are categorised as assets and liabilities in the Statement of Financial Position.

The disclosures are based on a three-level fair value hierarchy for the inputs used in valuation techniques to measure fair value. The fair value of financial assets and financial liabilities traded in an active market (such as trading securities) are based on quoted market prices at the close of trading on the reporting date.

A financial instrument is regarded as quoted in an active market if the quoted prices are readily and regularly available from an exchange, dealer, broker, industry group, pricing service, or regulatory agency, and those prices represent actual and regularly occurring market transactions on an arm's length basis. These instruments are included within Level 1 of the hierarchy.

The fair value of financial assets and financial liabilities that are not traded in an active market is determined by using valuation techniques. The ICAV uses a variety of methods and makes assumptions that are based on market conditions existing at the reporting date. These instruments are included within Level 2 of the hierarchy. The fair value hierarchy has the following levels:

- Quoted prices (unadjusted) in active markets for identical assets or liabilities (Level 1).
- Inputs other than quoted prices included within Level 1 that are observable for the asset or liability, either directly (that is, as prices) or indirectly (that is, derived from prices) (Level 2).
- Inputs for the asset or liability that are not based on observable market data (that is, unobservable inputs) (Level 3).

Transfers are deemed to occur at the end of the financial year.

There were no transfers between levels during the financial years ended 31 December 2023 and 31 December 2022 for the Sub-Funds.

**Chimera UCITS ICAV**  
**Annual Report & Audited Financial Statements**  
**For the financial year ended 31 December 2023**

**Notes to the Audited Financial Statements (continued)**

**3. Financial Risk Management (continued)**

**(i) Fair Value (continued)**

The following tables provide an analysis of financial instruments at 31 December 2023 and 31 December 2022 that are measured at fair value in accordance with IFRS 13:

**Chimera S&P UAE UCITS ETF**

**Financial Assets at Fair Value through Profit or Loss**

	As at 31 December 2023			Total AED
	Level 1 AED	Level 2 AED	Level 3 AED	
<b>Transferable securities</b>				
Equities	125,540,893	–	–	125,540,893
<b>Total</b>	<b>125,540,893</b>	<b>–</b>	<b>–</b>	<b>125,540,893</b>

**Chimera S&P UAE UCITS ETF**

**Financial Assets at Fair Value through Profit or Loss**

	As at 31 December 2022			Total AED
	Level 1 AED	Level 2 AED	Level 3 AED	
<b>Transferable securities</b>				
Equities	130,827,727	–	–	130,827,727
<b>Total</b>	<b>130,827,727</b>	<b>–</b>	<b>–</b>	<b>130,827,727</b>

**Chimera S&P Pakistan UCITS ETF\***

**Financial Assets at Fair Value through Profit or Loss**

	As at 31 December 2023			Total PKR
	Level 1 PKR	Level 2 PKR	Level 3 PKR	
<b>Transferable securities</b>				
Equities	364,655,675	–	–	364,655,675
<b>Total</b>	<b>364,655,675</b>	<b>–</b>	<b>–</b>	<b>364,655,675</b>

\*Chimera S&P Pakistan UCITS ETF was launched on 17 August 2023. Therefore, there are no comparatives as at the financial year ended 31 December 2022.

**Chimera UCITS ICAV**  
**Annual Report & Audited Financial Statements**  
**For the financial year ended 31 December 2023**

**Notes to the Audited Financial Statements (continued)**

**3. Financial Risk Management (continued)**

**(i) Fair Value (continued)**

**Total ICAV**

**Financial Assets at Fair Value through Profit or Loss**

	As at 31 December 2023			Total
	Level 1	Level 2	Level 3	
<b>Transferable securities</b>				
Equities	130,281,781	–	–	130,281,781
<b>Total</b>	<b>130,281,781</b>	<b>–</b>	<b>–</b>	<b>130,281,781</b>

**Total ICAV**

**Financial Assets at Fair Value through Profit or Loss**

	As at 31 December 2022			Total
	Level 1	Level 2	Level 3	
<b>Transferable securities</b>				
Equities	130,827,727	–	–	130,827,727
<b>Total</b>	<b>130,827,727</b>	<b>–</b>	<b>–</b>	<b>130,827,727</b>

**Assets and liabilities not carried at fair value but for which fair value is disclosed**

All other assets and liabilities, including cash and cash deposits, are carried at amortised cost and their carrying values are a reasonable approximation of fair value. At such, Level 2 is deemed to be the most appropriate categorisation.

Cash and cash equivalents include cash on hand and demand deposits held with banks and brokers.

**4. Share Capital**

The issued share capital of the ICAV shall be not less than the currency equivalent of €2 represented by two subscriber shares of no par value and the maximum issued share capital of the ICAV shall not be more than 500 billion shares of no par value. The share capital of the ICAV shall at all times equal the Net Asset Value of the ICAV.

The subscriber shares entitle the holders to attend and vote at all meetings of the ICAV but do not entitle the holders to participate in the dividends or net assets of any Sub-Fund or of the ICAV. The holders of the subscriber shares shall have one vote for each subscriber share held.

Each of the redeemable shares entitles the Shareholder to participate equally on a pro rata basis in the dividends and net assets of a Sub-Fund attributable to the relevant Class in respect of which they are issued, save in the case of dividends declared prior to becoming a Shareholder.

The Directors reserve the right to predesignate any class of shares from time to time, provided that Shareholders in that class shall first have been notified by the ICAV thirty calendar days in advance that the shares will be predesignated and shall have been given the opportunity to have their shares redeemed by the ICAV, except that this requirement shall not apply where the Directors predesignate shares in issue in order to facilitate the creation of an additional class of shares.

**Chimera UCITS ICAV**  
**Annual Report & Audited Financial Statements**  
**For the financial year ended 31 December 2023**

**Notes to the Audited Financial Statements (continued)**

**4. Share Capital (continued)**

Each of the redeemable shares entitles the holder to attend and vote at meetings of the ICAV and of the relevant Sub-Fund represented by those shares. No class of shares confers on the holder thereof any preferential or pre-emptive rights or any rights to participate in the profits and dividends of any other class of shares or any voting rights in relation to matters relating solely to any other class of shares.

Any resolution to alter the class rights of the shares requires the approval of three quarters of the holders of the shares represented or present and voting at a general meeting duly convened in accordance with the Instrument of Incorporation.

The following table shows the share class movement during the financial years ended 31 December 2023 and 31 December 2022:

**Chimera S&P UAE UCITS ETF**

	<b>Financial Year Ended 31 December 2023</b>	<b>Financial Year Ended 31 December 2022</b>
<b>Class A Accumulating Shares</b>		
Balance at beginning of year	500,000	500,000
Shares issued*	–	–
Balance at end of year	<b>500,000</b>	<b>500,000</b>
<b>Class D Distributing Shares</b>		
Balance at beginning of year	29,000,000	39,500,000
Shares issued*	–	3,500,000
Shares redeemed*	(1,000,000)	(14,000,000)
Balance at end of year	<b>28,000,000</b>	<b>29,000,000</b>

\* Includes in-kind share transactions of Nil shares (31 December 2022: Nil) valued at AED Nil (31 December 2022: AED Nil) for Class A Accumulating Shares and Nil shares (31 December 2022: 3,500,000 shares) valued at AED Nil (31 December 2022: AED 17,193,500) for Class D Distributing Shares and in-kind redemptions of 1,000,000 shares (31 December 2022: 14,000,000 shares) valued at AED 4,571,000 (31 December 2022: AED 72,301,000) for Class D Distributing Shares.

**Chimera S&P Pakistan UCITS ETF\***

	<b>Financial Year Ended 31 December 2023</b>
<b>Class D Distributing Shares</b>	
Balance at beginning of year	–
Shares issued*	1,000,000
Shares redeemed*	–
Balance at end of year	<b>1,000,000</b>

\*Chimera S&P Pakistan UCITS ETF was launched on 17 August 2023. Therefore, there are no comparatives as at the financial year ended 31 December 2022.

**Chimera UCITS ICAV**  
**Annual Report & Audited Financial Statements**  
**For the financial year ended 31 December 2023**

**Notes to the Audited Financial Statements (continued)**

**5. Net (Losses)/Gains on Financial Assets at Fair Value Through Profit or Loss**

	<b>Chimera S&amp;P UAE UCITS ETF</b>		<b>Chimera S&amp;P Pakistan UCITS ETF*</b>
	<b>Financial Year Ended 31 December 2023</b>	<b>Financial Year Ended 31 December 2022</b>	<b>Financial Year Ended 31 December 2023</b>
	<b>AED</b>	<b>AED</b>	<b>PKR</b>
Net realised (losses)/gains on sale of financial assets at FVTPL	(695,417)	15,143,228	(621,991)
Net realised losses on other currency	–	–	(7)
Net change in unrealised (depreciation)/appreciation on financial assets at FVTPL	(347,201)	(21,674,063)	58,799,005
Other currency losses	–	–	(91)
<b>Net (losses)/gains on financial assets at fair value through profit or loss</b>	<b>(1,042,618)</b>	<b>(6,530,835)</b>	<b>58,176,916</b>

\*Chimera S&P Pakistan UCITS ETF was launched on 17 August 2023. Therefore, there are no comparatives as at the financial year ended 31 December 2022.

**Total ICAV Fund**

	<b>Financial Year Ended 31 December 2023</b>	<b>Financial Year Ended 31 December 2022</b>
	<b>AED</b>	<b>AED</b>
	Net realised (losses)/gains on sale of financial assets at FVTPL	(703,580)
Net change in unrealised appreciation/(depreciation) on financial assets at FVTPL	424,477	(21,674,063)
Other currency losses	(1)	–
<b>Net losses on financial assets at fair value through profit or loss</b>	<b>(279,104)</b>	<b>(6,530,835)</b>

**6. Cash and Cash Equivalents**

Cash and cash equivalents held at the financial years ended 31 December 2023 and 31 December 2022 are held with, The Bank of New York Mellon SA/NV, Dublin Branch (the “Depositary”).

The Standard & Poor’s long term credit rating of the Depositary was AA- at 31 December 2023 (31 December 2022: AA-).

**7. Taxation**

Under current law and practice, the ICAV qualifies as an investment undertaking as defined in Section 739B of the Taxes Consolidation Act, 1997, as amended. On that basis, it is not chargeable to Irish tax on its income or gains.

However, Irish tax may arise on the happening of a “chargeable event”. A chargeable event includes any distribution payments to Shareholders, any encashment, redemption, cancellation or transfer of Shares and the holding of Shares at the end of each eight year period beginning with the acquisition of such Shares.

No Irish tax will arise on the Sub-Funds in respect of chargeable events in respect of:

(a) transactions by a Shareholder who is neither Irish resident nor ordinarily resident in Ireland for tax purposes at the time of the chargeable event, provided the appropriate valid declarations, in accordance with the provisions of the Taxes Consolidation Act, 1997, as amended, are held by the Sub-Funds or the Sub-Funds have been authorised by the Irish Revenue to make gross payments in the absence of appropriate declarations; and

---

**Chimera UCITS ICAV**  
**Annual Report & Audited Financial Statements**  
**For the financial year ended 31 December 2023**

---

**Notes to the Audited Financial Statements (continued)**

**7. Taxation (continued)**

(b) transactions by certain exempted Irish resident Shareholders who have provided the relevant Sub-Fund with the necessary signed statutory declarations.

Dividends, interest and capital gains, (if any), received on investments made by the Sub-Funds may be subject to taxes imposed by the country from which the investment income/gains are received, and such taxes may not be recoverable by the Sub-Funds or its Shareholders.

**8. Expenses**

The ICAV shall pay to the Manager out of the Sub-Funds' assets an annual Management Fee of 1% of the Sub-Funds' daily Net Asset Values. The Manager will retain a fee for its remuneration (in respect of the provision of management services and such other services as have been agreed with the Manager, including the provision of company secretarial services, MLRO services and the maintenance of the ICAV's beneficial ownership register) out of the Management Fee and any reasonable and properly vouched expenses as well as extraordinary expenses outside the ordinary course of business where agreed in advance with the ICAV and shall further discharge all fees and expenses related to the Sub-Funds.

The following expenses will be discharged by the Manager out of the Management Fee: fees payable to the Depositary, Administrator, Investment Manager, Global Distributor and Directors and all operational expenses, including but not limited to, expenses and reasonable out of pocket expenses of the Depositary, Administrator, Investment Manager, Global Distributor and Directors, the costs of maintaining the Sub-Funds and any registration of the Funds with any governmental or regulatory authority; the costs of registering a Fund in other jurisdictions or with any stock exchange, filing fees; preparation, printing, and posting of the Prospectus and other prospectuses, sales literature and reports to shareholders, regulatory fees of the CBI and other governmental agencies; insurance premiums; fees and expenses for legal, audit, other professionals and other services; levies incurred in connection with acquiring or disposing of Investments or in connection with creation and redemption transactions including any fees and expenses payable as a result of entering into FDI transactions or arising from investment in collective investment schemes (including, without limitation, any fees, charges, taxes, levies or expenses related to the purchase or sale of an amount of any currency, or the patriation or repatriation of any security or other asset, or related to the execution of portfolio transactions or any creation or redemption transactions); fees and expenses incurred in connection with securities lending; paying for sublicensing fees related to each Fund's Index and any distribution fees or expenses but excluding interest, taxes, brokerage commissions and other expenses connected with execution of portfolio transactions, and extraordinary expenses. Where the above expenses exceed the Management Fees, the Investment Manager will discharge any such expenses out of its own assets.

The fees and expenses relating to the establishment and approval of the Sub-Funds, including the fees of the ICAV's professional advisers, the fees and expenses incurred with respect to registering the shares of the Sub-Funds for sale in various markets, and the expenses associated with the issue of shares, including the costs incurred in connection with the preparation and publication of the Supplement, and all legal and printing costs will be borne by the Investment Manager.

**9. Transaction Costs**

Transaction costs are incremental costs that are directly attributable to the acquisition, issue or disposal of a financial asset or financial liability. An incremental cost is one that would not have been incurred if the entity had not acquired, issued or disposed of the financial instrument. When a financial asset or financial liability is recognised initially, an entity shall measure it at its fair value through profit or loss plus, transaction costs that are directly attributable to the acquisition or issue of the financial asset or financial liability.

Transaction costs on purchases and sales of equities are borne by the Sub-Funds and included within net gains/(losses) on investments in the Statement of Comprehensive Income. Purchases and sales transaction costs include identifiable brokerage charges, commissions, transaction related taxes and other market charges.



**Chimera UCITS ICAV**  
**Annual Report & Audited Financial Statements**  
**For the financial year ended 31 December 2023**

**Notes to the Audited Financial Statements (continued)**

**9. Transaction Costs (continued)**

Transactions costs incurred on purchases and sales during the financial years ended 31 December 2023 and 31 December 2022 were as follows:

Sub-Fund	Base Currency	Financial Year Ended 31 December 2023	Financial Year Ended 31 December 2022
Chimera S&P UAE UCITS ETF	AED	29,944	90,370
Chimera S&P Pakistan UCITS ETF*	PKR	871,467	-

\*Chimera S&P Pakistan UCITS ETF was launched on 17 August 2023. Therefore, there are no comparatives as at the financial year ended 31 December 2022.

**10. Related Parties transactions**

According to IAS 24 Related Parties, parties are considered to be related if one party has the ability to control the other party or exercise significant influence over the other party in making financial or operational decisions or is a member of the key management personnel of the reporting entity or of a parent of the reporting entity. The following related party relationships and transactions have been identified. The Directors, Manager and the Investment Manager are considered as key management personnel for this purpose.

The Manager is entitled to receive out of the Sub-Funds' assets an annual Management Fee of 1% of the Sub-Funds' daily Net Asset Values. The Manager will retain a fee for its remuneration (in respect of the provision of management services and such other services as have been agreed with the Manager, including the provision of company secretarial services, MLRO services and the maintenance of the ICAV's beneficial ownership register). The Manager is also entitled to be reimbursed for any reasonable and properly vouched expenses (the "Manager's Expenses") as well as extraordinary expenses outside the ordinary course of business where agreed in advance with the ICAV.

Total fees earned by the Manager during the financial year ended 31 December 2023 amounted to EUR 36,667 (31 December 2022: EUR 30,000) of which EUR 4,167 was outstanding at 31 December 2023 (31 December 2022: EUR 2,500).

The emoluments of all the Directors who are entitled to remuneration for their services as Directors in respect of any twelve-month accounting period shall not exceed €80,000 or such higher amount as may be approved by the Board of Directors. The Directors are also entitled to be reimbursed for their reasonable out of pocket expenses incurred in discharging their duties as Directors. Such fees and expenses are paid out of the annual management fee paid to the Manager.

Directors' fees incurred during the financial year ended 31 December 2023 amounted to EUR 40,000 (31 December 2022: EUR 40,000) of which EUR Nil was outstanding at 31 December 2023 (31 December 2022: EUR Nil). Directors' fees were earned by 2 of the Independent Directors. None of the Directors who are employees of the Investment Manager or its related entity earned fees during the financial year ended 31 December 2023 and the financial period ended 31 December 2022.

The Investment Manager earned fees for investment management services of AED 1,299,165 during the financial year ended 31 December 2023 (31 December 2022: AED 1,709,240) of which AED 326,751 was outstanding at 31 December 2023 (31 December 2022: AED 342,448). As with the other expenses, the fees are paid out of the annual management fee paid to the Manager.

At 31 December 2023, the ICAV had four Authorised Participants, Arqaam Capital, BHM Capital Financial Services PrJSC, EFG Hermes UAE L.L.C and International Securities L.L.C, through which share transactions are conducted on the primary market. International Securities L.L.C is a related party to the Investment Manager.

At 31 December 2023, the 2 Subscriber shares were held on behalf on the ICAV by the Investment Manager.

**Chimera UCITS ICAV**  
**Annual Report & Audited Financial Statements**  
**For the financial year ended 31 December 2023**

**Notes to the Audited Financial Statements (continued)**

**11. Contingent Liabilities and Commitments**

There were no contingent liabilities or commitments as at the financial year ended 31 December 2023 and the financial period ended 31 December 2022.

**12. Segregation of Liability**

The ICAV is an umbrella fund with segregated liability between Sub-Funds and each Sub-Fund may comprise one or more classes of shares in the ICAV. The Directors may, from time to time, upon the prior approval of the CBI, establish further Sub-Funds by the issue of one or more separate classes of shares on such terms as the Directors may resolve. The Directors may, from time to time, in accordance with the requirements of the CBI, establish one or more separate classes of shares within each Sub-Fund on such terms as the Directors may resolve.

**13. Umbrella Cash Collection Accounts**

The CBI published the Central Bank (Supervision and Enforcement) Act 2013 (Section 48(1)) Investor Money Regulations 2015 for Fund Service Providers (the “Investor Money Regulations” or “IMR”) in March 2015 (effective from 1 July 2016). The Management Company, together with the Administrator implemented procedures in relation to the way subscription and redemption monies are channeled to and from the ICAV. These transactions are channeled through an umbrella cash collection account in the name of the ICAV. Pending issue of the shares and/or payment of subscription proceeds to an account in the name of the ICAV or the relevant Sub-Funds, and pending payment of redemption proceeds or distributions, the relevant investor will be an unsecured creditor of the relevant Sub-Fund in respect of amounts paid by or due to it. As at 31 December 2023 and 31 December 2022, there was no IMR related balance included within cash and cash equivalents in the Statement of Financial Position.

**14. Net Asset Value Attributable to Holders of Redeemable Participating Shares**

**Chimera S&P UAE UCITS ETF**

	As at 31 December 2023	As at 31 December 2022	As at 31 December 2021
<b>Total Net Asset Value</b>			
Class A Accumulating Shares	AED 2,406,435	AED 2,359,267	AED 2,478,914
Class D Distributing Shares	AED 123,343,017	AED 129,074,655	AED 190,045,699
<b>Net Asset Value per Share</b>			
Class A Accumulating Shares	AED 4.813	AED 4.719	AED 4.958
Class D Distributing Shares	AED 4.405	AED 4.451	AED 4.811

**Chimera S&P Pakistan UCITS ETF\***

	As at 31 December 2023
<b>Total Net Asset Value</b>	
Class D Distributing Shares	PKR 366,562,034
<b>Net Asset Value per Share</b>	
Class D Distributing Shares	PKR 366.562

\*Chimera S&P Pakistan UCITS ETF was launched on 17 August 2023. Therefore, there are no comparatives as at the financial year ended 31 December 2022.

**Chimera UCITS ICAV**  
**Annual Report & Audited Financial Statements**  
**For the financial year ended 31 December 2023**

**Notes to the Audited Financial Statements (continued)**

**15. Soft Commissions and Directed Brokerage Arrangements**

There were no soft commissions and directed brokerage arrangements entered into by the ICAV and the Sub-Funds during the financial year ended 31 December 2023 and the financial period ended 31 December 2022.

**16. Distributions**

Distributions from Chimera S&P UAE UCITS ETF per share class during the financial years ended 31 December 2023 and 31 December 2022 were as follows:

**Financial year ended 31 December 2023**

**Chimera S&P UAE UCITS ETF**

Share Class	Ex Date	Pay Date	Dividend per Redeemable Participating Share	Amount AED
Class D Distributing Shares	14 June 2023	10 July 2023	0.0591	1,713,900
Class D Distributing Shares	14 December 2023	10 January 2024	0.0713	1,996,400
			<b>Total</b>	<b>3,710,300</b>

**Financial year ended 31 December 2022**

Share Class	Ex Date	Pay Date	Dividend per Redeemable Participating Share	Amount AED
Class D Distributing Shares	15 June 2022	28 June 2022	0.0586	2,109,600
Class D Distributing Shares	15 December 2022	11 January 2023	0.0739	2,143,100
			<b>Total</b>	<b>4,252,700</b>

**17. Exchange Rates**

The following average exchange rate was used to convert certain expense payments to AED:

	Financial year ended 31 December 2023	Financial year ended 31 December 2022
EUR	0.251878	0.258836
PKR	76.198719	N/A

In respect of the aggregation of the financial statements, specifically for Chimera S&P Pakistan UCITS ETF, a closing rate of PKR to AED of 76.917160 and an average rate of PKR to AED of 76.196282 were applied.

**18. Efficient Portfolio Management**

The Investment Manager may, on behalf of the Sub-Funds and subject to the conditions and within the limits laid down by the Central Bank of Ireland, employ techniques and instruments relating to transferable securities and money market instruments for efficient portfolio management purposes in accordance with the investment strategy of the Sub-Funds.

Transactions for the purposes of efficient portfolio management may be undertaken with a view to achieving the reduction of risk, the reduction of cost, or the generation of additional capital or income for the Sub-Funds with an appropriate level of risk and taking into account the risk profile of each Sub-Fund. Techniques and instruments used for efficient portfolio management purposes may include Investments in financial derivative instruments ("FDI") including futures, options and swaps, the entry into securities lending transactions, repurchase and/or reverse repurchase agreements. All revenues arising from efficient portfolio management activities, net of direct and indirect operational costs will be retained by the Sub-Funds and recognised in the Statement of Comprehensive Income.

The Sub-Funds did not engage in any efficient portfolio management activities during the financial year ended 31 December 2023 and 31 December 2022.

**Chimera UCITS ICAV**  
**Annual Report & Audited Financial Statements**  
**For the financial year ended 31 December 2023**

**Notes to the Audited Financial Statements (continued)**

**19. Auditor's remuneration**

The remuneration for all work carried out by the statutory audit firm, (exclusive of VAT), in respect of the financial year end is as follows:

	<b>Financial year ended 31 December 2023 EUR</b>	<b>Financial year ended 31 December 2022 EUR</b>
Statutory audit	25,000	16,200
	<b>25,000</b>	<b>16,200</b>

**20. Significant Events during the Financial Year**

The uncertainties in relation to the invasion of Ukraine by Russia continued during the financial period with rising energy costs, inflation and interest rates leading to higher costs of living. As at 31 December 2023, the ICAV did not have any exposure arising from investments and investors in Russia, Ukraine or Belarus and continues to monitor the situation closely.

Effective 10 March 2023, FundRock Management Company S.A. (Ireland Branch) resigned as Secretary to the ICAV while Bradwell Limited were appointed as Secretary to the ICAV on the same day.

Also effective 10 March 2023, the registered address of the ICAV changed from County Hall, Dooradoyle Road, Limerick, V94 WV78, Ireland to Arthur Cox Building, Ten Earlsfort Terrace, Dublin 2, D02 T380, Ireland.

Effective 16 June 2023, the CBI approved Chimera S&P Pakistan UCITS ETF to be established as a Sub-Fund of the ICAV. Also on 16 June 2023, an updated Prospectus for the ICAV and a Sub-Fund Supplement were approved by the CBI and issued.

The Investment Manager changed its name from Chimera Capital Ltd. to Lunate Capital Limited, effective 21 September 2023, as approved by the Abu Dhabi Global Market Registration Authority; and its address, as detailed on page 1, Directors and Other Information.

Chimera S&P Pakistan UCITS ETF was launched on 17 August 2023 with Class D Distributing Shares launched on that day within the Sub-Fund.

There have been no other significant events that require disclosure in the financial statements.

**21. Subsequent Events after the Financial Year End**

Effective 17 January 2024, the CBI approved Chimera S&P Germany UCITS ETF, Chimera S&P Japan UCITS ETF and Chimera JP Morgan UAE Bond UCITS ETF to be established as Sub-Funds of the ICAV. An updated Prospectus for the ICAV and Sub-Funds' Supplements were also approved by the CBI and issued.

Chimera JP Morgan UAE Bond UCITS ETF launched on 25 March 2024 with listing date of 26 March 2024.

There have been no other significant subsequent events after the financial year end that require disclosure in the financial statements.

**22. Valuation Point**

As 31 December 2023 falls on a weekend, the valuation point and prices used for the valuation of investments was that of 29 December 2023 being the last business day in the financial year for the relevant market.

**23. Whistleblowing Policy**

The ICAV has adopted a whistleblowing policy pursuant to the Protected Disclosures Act 2014, as amended, which gives legal protection to workers, which includes Directors and Shareholders, who make disclosures, including protections against dismissal or being penalised by the ICAV. Further details are available in the policy, which is available on request from the ICAV.

**24. Approval of Annual Report and Audited Financial Statements**

The annual report and audited financial statements were approved by the Directors on 19 April 2024.

**Chimera UCITS ICAV**  
**Annual Report & Audited Financial Statements**  
**For the financial year ended 31 December 2023**

**Schedule of Investments**  
**As at 31 December 2023**

**Chimera S&P UAE UCITS ETF**

Security Description	Nominal	Fair Value AED	% of Net Assets
<b>Transferable securities admitted to an official stock exchange</b>			
<b>Equities 99.83% (31 December 2022: 99.54%)</b>			
<b>United Arab Emirates 99.83% (31 December 2022: 99.54%)</b>			
Abu Dhabi Commercial Bank PJSC	860,488	7,899,280	6.28
Abu Dhabi Islamic Bank PJSC	429,720	4,348,766	3.46
Abu Dhabi National Oil Co for Distribution PJSC	850,389	3,146,439	2.50
Abu Dhabi Ports Co PJSC	255,945	1,632,929	1.30
ADNOC Drilling Co PJSC	520,586	1,967,815	1.56
Adnoc Gas Plc	1,135,105	3,507,475	2.79
ADNOC Logistics & Services	326,146	1,249,139	1.00
Ajman Bank PJSC	330,107	686,623	0.55
Aldar Properties PJSC	1,116,320	5,972,312	4.75
Americana Restaurants International Plc	847,146	2,651,567	2.11
Borouge Plc	889,069	2,196,001	1.75
Burjeel Holdings Plc	246,338	766,111	0.61
Dubai Electricity & Water Authority PJSC	2,644,961	6,506,604	5.17
Dubai Financial Market PJSC	449,597	624,940	0.50
Dubai Islamic Bank PJSC	856,688	4,900,255	3.90
Emaar Development PJSC	236,630	1,691,905	1.35
Emaar Properties PJSC	1,818,309	14,401,007	11.45
Emirates NBD Bank PJSC	723,977	12,524,802	9.96
Emirates Telecommunications Group Co PJSC	1,022,342	20,078,797	15.97
EMSTEEL Building Materials PJSC	263,398	368,757	0.29
Fertiglobe plc	343,758	1,020,961	0.81
First Abu Dhabi Bank PJSC	1,298,689	18,129,699	14.41
Gulf Navigation Holding PJSC	120,631	884,225	0.70
Multiply Group PJSC	1,093,230	3,476,471	2.76
National Marine Dredging Co	61,006	1,817,979	1.44
Presight AI Holding Plc	165,898	359,999	0.29
Q Holding PJSC	608,340	1,904,104	1.51
RAK Properties PJSC	288,007	336,968	0.27
Taaleem Holdings PJSC	79,349	308,668	0.25
Union Properties PJSC	621,708	180,295	0.14
<b>Total United Arab Emirates</b>		<b>125,540,893</b>	<b>99.83</b>
<b>Total Equities</b>		<b>125,540,893</b>	<b>99.83</b>
<b>Total Transferable securities admitted to an official stock exchange</b>		<b>125,540,893</b>	<b>99.83</b>
<b>Total Financial assets at fair value through profit or loss</b>		<b>125,540,893</b>	<b>99.83</b>
<b>Cash and cash equivalents</b>		<b>2,520,779</b>	<b>2.00</b>
<b>Net other liabilities</b>		<b>(2,312,220)</b>	<b>(1.83)</b>
<b>Total Net assets attributable to holders of redeemable participating shares</b>		<b>125,749,452</b>	<b>100.00</b>

---

**Chimera UCITS ICAV**  
**Annual Report & Audited Financial Statements**  
**For the financial year ended 31 December 2023**

---

**Schedule of Investments**  
**As at 31 December 2023 (continued)**

<b>Analysis of total assets</b>	<b>% of Total Assets</b>
Transferable securities admitted to an official stock exchange listing	98.03
Cash and cash equivalents	1.97
Total Assets	<u>100.00</u>

**Chimera UCITS ICAV**  
**Annual Report & Audited Financial Statements**  
**For the financial year ended 31 December 2023**

**Schedule of Investments**  
**As at 31 December 2023 (continued)**

**Chimera S&P Pakistan UCITS ETF\***

Security Description	Nominal	Fair Value PKR	% of Net Assets
<b>Transferable securities admitted to an official stock exchange</b>			
<b>Equities 99.48% (31 December 2022: –)</b>			
<b>Pakistan 99.48% (31 December 2022: –)</b>			
Engro Corp Ltd/Pakistan	95,413	28,138,248	7.68
Engro Fertilizers Ltd	197,102	22,120,757	6.03
Habib Bank Ltd	241,125	26,726,295	7.29
Hub Power Co Ltd/The	343,778	40,252,966	10.98
Lucky Cement Ltd	38,898	30,611,948	8.35
Mari Petroleum Co Ltd	9,787	20,514,531	5.60
MCB Bank Ltd	154,001	26,572,873	7.25
Meezan Bank Ltd	138,086	22,281,557	6.08
Oil & Gas Development Co Ltd	214,968	24,173,152	6.59
Pakistan Oilfields Ltd	43,509	18,358,187	5.01
Pakistan Petroleum Ltd	228,204	26,250,305	7.16
Pakistan State Oil Co Ltd	94,498	16,698,742	4.56
Systems Ltd	63,516	26,902,837	7.34
TRG Pakistan	103,586	8,190,545	2.23
United Bank Ltd/Pakistan	151,050	26,862,732	7.33
<b>Total Pakistan</b>		<b>364,655,675</b>	<b>99.48</b>
<b>Total Equities</b>		<b>364,655,675</b>	<b>99.48</b>
<b>Total Transferable securities admitted to an official stock exchange</b>		<b>364,655,675</b>	<b>99.48</b>
<b>Total Financial assets at fair value through profit or loss</b>		<b>364,655,675</b>	<b>99.48</b>
<b>Cash and cash equivalents</b>		<b>2,747,144</b>	<b>0.75</b>
<b>Net other liabilities</b>		<b>(840,785)</b>	<b>(0.23)</b>
<b>Total Net assets attributable to holders of redeemable participating shares</b>		<b>366,562,034</b>	<b>100.00</b>

Analysis of total assets	% of Total Assets
Transferable securities admitted to an official stock exchange listing	99.25
Cash and cash equivalents	0.75
<b>Total Assets</b>	<b>100.00</b>

\*Chimera S&P Pakistan UCITS ETF was launched on 17 August 2023. Therefore, there are no comparatives as at the financial year ended 31 December 2022.

**Chimera UCITS ICAV**  
**Annual Report & Audited Financial Statements**  
**For the financial year ended 31 December 2023**

**Statement of Portfolio Changes for the financial year ended 31 December 2023 (Unaudited)**

**Chimera S&P UAE UCITS ETF**

**Major Purchases\***

<b>Security Description</b>	<b>Nominal</b>	<b>Cost AED</b>
Adnoc Gas Plc	1,135,105	3,917,140
Americana Restaurants International Plc	874,129	3,645,683
Salik Co PJSC	571,419	1,663,369
Emirates Telecommunications Group Co PJSC	57,895	1,294,810
ADNOC Logistics & Services	326,146	1,161,385
Emirates Central Cooling Systems Corp	627,397	1,156,513
First Abu Dhabi Bank PJSC	73,545	991,232
Gulf Navigation Holding PJSC	120,631	847,392
Ajman Bank PJSC	341,739	686,505
Borouge Plc	248,709	667,785
Burjeel Holdings Plc	265,617	568,570
Presight AI Holding Plc	165,898	506,122
Emaar Properties PJSC	83,164	503,909
Emirates NBD Bank PJSC	31,810	432,499
Multiply Group PJSC	106,698	406,030
Aldar Properties PJSC	69,073	354,549
Abu Dhabi Commercial Bank PJSC	39,445	332,848
RAK Properties PJSC	288,007	322,653
Taaleem Holdings PJSC	79,349	314,802
Dubai Electricity & Water Authority PJSC	121,239	303,774
Union Properties PJSC	621,708	244,172
Bayanat AI Plc	65,610	231,008

\* In accordance with the Central Bank UCITS Regulations, the annual report and audited financial statements documents material changes that have occurred in the disposition of the assets of the ICAV during the year. A material change is defined as aggregate purchases of a security exceeding 1 per cent of the total value of the purchases for the year and/or aggregate disposals greater than 1 per cent of the total value of sales for the year. If there are fewer than 20 purchases/sales that meet the material changes definition, the ICAV shall disclose those purchases/sales so at least 20 purchases/sales are disclosed.



**Chimera UCITS ICAV**  
**Annual Report & Audited Financial Statements**  
**For the financial year ended 31 December 2023**

**Statement of Portfolio Changes for the financial year ended 31 December 2023 (Unaudited)**  
**(continued)**

**Chimera S&P UAE UCITS ETF**

**Major Sales\*#**

<b>Security Description</b>	<b>Nominal</b>	<b>Proceeds AED</b>
Emirates Telecommunications Group Co PJSC	131,432	2,844,401
First Abu Dhabi Bank PJSC	166,967	2,309,979
Air Arabia PJSC	764,412	2,066,559
Salik Co PJSC	571,419	1,774,817
Dubai Investments PJSC	696,486	1,550,338
Emaar Properties PJSC	223,241	1,530,179
Emirates NBD Bank PJSC	83,889	1,353,783
ADNOC Drilling Co PJSC	316,006	1,230,123
Emirates Central Cooling Systems Corp	627,397	1,076,560
Dana Gas PJSC	1,145,851	940,497
Abu Dhabi Commercial Bank PJSC	101,342	864,714
Aramex PJSC	244,716	830,516
AL Yah Satellite Communications Co-Pjsc-Yah Sat	326,235	818,635
Dubai Electricity & Water Authority PJSC	311,505	808,751
AL Seer Marine Supplies & Equipment Co LLC	63,515	542,663
Dubai Islamic Bank PJSC	94,735	530,788
Ghitha Holding PJSC	12,922	491,038
Aldar Properties PJSC	92,139	474,620
Abu Dhabi Islamic Bank PJSC	41,620	445,687
Abu Dhabi National Oil Co for Distribution PJSC	82,363	321,706
Apex Investment PSC	166,291	304,233
Emaar Development PJSC	44,172	276,422
Bayanat AI Plc	65,610	274,792

\* In accordance with the Central Bank UCITS Regulations, the annual report and audited financial statements documents material changes that have occurred in the disposition of the assets of the ICAV during the year. A material change is defined as aggregate purchases of a security exceeding 1 per cent of the total value of the purchases for the year and/or aggregate disposals greater than 1 per cent of the total value of sales for the year. If there are fewer than 20 purchases/sales that meet the material changes definition, the ICAV shall disclose those purchases/sales so at least 20 purchases/sales are disclosed.

# The above table includes Sales in-kind.

**Chimera UCITS ICAV**  
**Annual Report & Audited Financial Statements**  
**For the financial year ended 31 December 2023**

**Statement of Portfolio Changes for the financial year ended 31 December 2023 (Unaudited)**

**Chimera S&P Pakistan UCITS ETF\***

**Major Purchases\*\***

<b>Security Description</b>	<b>Nominal</b>	<b>Cost PKR</b>
Hub Power Co Ltd/The Systems Ltd	343,778	29,814,814
Engro Corp Ltd/Pakistan	63,516	29,568,582
Lucky Cement Ltd	101,405	26,380,380
Habib Bank Ltd	41,145	25,589,625
United Bank Ltd/Pakistan	241,125	24,524,359
Fauji Fertilizer Company Ltd	151,050	22,997,182
Oil & Gas Development Co Ltd	223,257	21,494,977
MCB Bank Ltd	214,968	21,224,649
Pakistan Oilfields Ltd	154,001	19,955,804
Meezan Bank Ltd	43,509	19,581,987
Pakistan Petroleum Ltd	138,086	18,122,437
Mari Petroleum Co Ltd	228,204	17,112,575
Engro Fertilizers Ltd	9,787	15,979,991
TRG Pakistan	197,102	15,964,250
Pakistan State Oil Co Ltd	146,773	14,428,691
	94,498	11,820,864

\*Chimera S&P Pakistan UCITS ETF was launched on 17 August 2023.

\*\* In accordance with the Central Bank UCITS Regulations, the annual report and audited financial statements documents material changes that have occurred in the disposition of the assets of the ICAV during the year. A material change is defined as aggregate purchases of a security exceeding 1 per cent of the total value of the purchases for the year and/or aggregate disposals greater than 1 per cent of the total value of sales for the year. If there are fewer than 20 purchases/sales that meet the material changes definition, the ICAV shall disclose those purchases/sales so at least 20 purchases/sales are disclosed.

---

**Chimera UCITS ICAV**  
**Annual Report & Audited Financial Statements**  
**For the financial year ended 31 December 2023**

---

**Statement of Portfolio Changes for the financial year ended 31 December 2023 (Unaudited)**  
**(continued)**

**Chimera S&P Pakistan UCITS ETF\***

**Major Sales\*\***

<b>Security Description</b>	<b>Nominal</b>	<b>Proceeds PKR</b>
Fauji Fertilizer Company Ltd	223,257	20,852,006
TRG Pakistan	43,187	3,817,725
Engro Corp Ltd/Pakistan	5,992	1,929,409
Lucky Cement Ltd	2,247	1,467,214

\*Chimera S&P Pakistan UCITS ETF was launched on 17 August 2023.

\*\* In accordance with the Central Bank UCITS Regulations, the annual report and audited financial statements documents material changes that have occurred in the disposition of the assets of the ICAV during the year. A material change is defined as aggregate purchases of a security exceeding 1 per cent of the total value of the purchases for the year and/or aggregate disposals greater than 1 per cent of the total value of sales for the year. If there are fewer than 20 purchases/sales that meet the material changes definition, the ICAV shall disclose those purchases/sales so at least 20 purchases/sales are disclosed.

---

**Chimera UCITS ICAV**  
**Annual Report & Audited Financial Statements**  
**For the financial year ended 31 December 2023**

---

**Appendix 1: UCITS V Remuneration Policy (Unaudited)**

**FundRock Management Company S.A.**

FundRock Management Company S.A. (“FundRock”) as subject to CSSF Circular 18/698 has implemented a remuneration policy in compliance with Articles 111a and 111b of the 2010 Law and/or Article 12 of the 2013 Law respectively.

FundRock as subject to Chapter 15 of the 2010 Law and AIFM must also comply with the guidelines of the European Securities and Markets Authority ESMA/2016/5758 and ESMA/2016/5799 to have sound processes in place. FundRock has established and applies a remuneration policy in accordance with the ESMA Guidelines on sound remuneration policies under the UCITS V Directive (ESMA 2016/575) and AIFMD (ESMA 2016/579) and any related legal & regulatory provisions applicable in Luxembourg.

Further, consideration has been given to the requirements as outlined in Regulation (EU) 2019/2088 on sustainability – related disclosures in the financial sector, the SFDR Requirements.

The remuneration policy is aligned with the business strategy, objectives, values and interests of FundRock and the Funds that it manages and of the investors in such Funds, and which includes, inter alia, measures to avoid conflicts of interest; and it is consistent with and promotes sound and effective risk management and does not encourage risk taking which is inconsistent with the risk profiles, rules or instruments of incorporation of the Funds that the Management Company manages.

FundRock ensures that its remuneration policy adequately reflects the predominance of its oversight activity within its core activities. As such, it should be noted that FundRock’s employees who are identified as risk-takers are not remunerated based on the performance of the funds under management.

A paper version of the remuneration policy is made available free of charge to investors at FundRock’s registered office. FundRock’s remuneration policy can also be found at: <https://www.fundrock.com/policies-and-compliance/remuneration-policy/>

The total amount of remuneration for the financial year ending 31 December 2023 paid by FundRock to its staff: EUR 14,194,779 (31 December 2022: EUR 12,587,217)

Fixed remuneration: EUR 13,452,850 (31 December 2022: EUR 11,485,489)

Variable remuneration: EUR 741,929 (31 December 2022: EUR 1,101,728)

Number of beneficiaries: 208 (31 December 2022: 147)

The aggregated amount of remuneration for the financial year ending 31 December 2023 paid by FundRock to Identified staff/risk takers is EUR 1,867,063 (31 December 2022: EUR 2,524,731).

The total amount of remuneration is based on a combination of the assessment of the performance of the individual, the overall results of FundRock, and when assessing individual performance, financial as well as non-financial criteria are taken into account.

The Policy is subject to annual review by the Compliance Officer and the update is performed by HR department of FundRock and is presented for review to the Remuneration Committee and approval by the Board of FundRock.

---

**Chimera UCITS ICAV**  
**Annual Report & Audited Financial Statements**  
**For the financial year ended 31 December 2023**

---

**Appendix II: Securities Financing Transactions Regulation (“SFTR”) Disclosures (Unaudited)**

The ICAV is required to report in the financial statements on a semi-annual basis, certain disclosures as set out in Article 13 of the European Commission Regulation 2015/2365 on transparency of securities financing transactions and of reuse of collateral (the “Regulation”).

Neither the ICAV nor the Sub-Funds engaged in any securities financing transactions during the financial year ended 31 December 2023, as a result, there is nothing to report in that regard.

---

**Chimera UCITS ICAV**  
**Annual Report & Audited Financial Statements**  
**For the financial year ended 31 December 2023**

---

**Appendix III: Sustainable Finance Disclosure Regulation (“SFDR”) Disclosures (Unaudited)**

The investments underlying this financial product do not take into account the EU criteria for environmentally sustainable economic activities. This ICAV does not have as its objective sustainable investment, nor does it promote environmental or social characteristics. As a result, the ICAV does not fall within the scope of Regulation (EU) 2020/852 of the European Parliament and of the Council on the establishment of a framework to facilitate sustainable investment.